

**HIGH EFFICIENCY
ALTERNATORS
AND MOBILE
ELECTRONIC
DEVICES**



PX-4V-220



PX-833

Penntex

INDUSTRIES, INC.
ALTERNATOR PARTS CATALOG



PX-525TD



PX-6Q

Get The Penntex Advantage!
PERFORMANCE, ENDURANCE AND SATISFACTION



Mission Statement

PennTex Industries, Inc. manufactures the most reliable heavy duty alternators and mobile electronic devices available in the automotive industry. We pledge to consistently provide the highest quality products that offer the best value for heavy duty applications. We are committed to providing excellent customer support with the shortest lead-times in the industry, which is fundamental to our company motto;

Performance, Endurance and Satisfaction.

TABLE OF CONTENTS

Ph: 817-590-2818 Fax: 817-590-0505 sales@penntexusa.com

Table of Contents.....	1,2,3
PX-2 Series:	
PX-2 Parts Diagram (Serial #'s 09963776 to 10977309).....	4
Parts List.....	5
PX-2 Parts Diagram (Serial #'s 10977310 to 079916154).....	6
Parts List.....	7
PX-2 Parts Diagram (Serial #'s 079916156 to Present).....	8
Parts List.....	9
PX-2-120 (28 Volt) Parts Diagram (Serial #'s 080446449 to Present).....	10
Parts List.....	11
PX-2-130 (28 Volt) Parts Diagram (Serial #'s 080446449 to Present).....	12
Parts List.....	13
PX-3 Series:	
PX-3S-175 (28 Volt) Parts Diagram (Serial #'s 080446449 to 070553264).....	14
Parts List.....	15
PX-3S-175 (28 Volt) Parts Diagram (Serial #'s 070553265 to Present).....	16
Parts List.....	17
PX-3S-200 Parts Diagram (Serial #'s 0395029 to 100235241).....	18
Parts List.....	19
PX-3S-200 & 250 Parts Diagram (Serial #'s 100235242 to 070553264).....	20
Parts List.....	21
PX-3S-200 & 250 Parts Diagram (Serial #'s 070553265 to 090555595).....	22
Parts List.....	23
PX-3S-200 & 250 Parts Diagram (Serial #'s 090555596 to Present).....	24
Parts List.....	25
PX-3S-285 Parts Diagram (Serial #'s 0 to 070553264).....	26
Parts List.....	27
PX-3S-285 Parts Diagram (Serial #'s 070553265 to Present).....	28
Parts List.....	29
PX-3S-305 Parts Diagram (Serial #'s 0 to 070553264).....	30
Parts List.....	31
PX-3S-305 Parts Diagram (Serial #'s 070553265 to Present).....	32
Parts List.....	33
PX-4 Series:	
PX-4-CS Parts Diagram (Discontinued-Some Parts Still Available).....	34
Parts List.....	35
PX-4G Parts Diagram (Serial #'s 10964126 to 049914735).....	36
Parts List.....	37
PX-4G-5 Parts Diagram (Serial #'s 049914736 to Present).....	38
Parts List.....	39
PX-4-JM & PM-120 (28 Volt) Parts Diagram (Serial #'s 020442779 to Present).....	40
Parts List.....	41
PX-4-JM & PM-210 (14 Volt) Parts Diagram (Serial #'s 0604451249 to Present).....	42
Parts List.....	43
PX-4-S Parts Diagram (Discontinued-Some Parts Still Available).....	44
Parts List.....	45

01-13-09

Continued on Next Page

Ph: 817-590-2818 Fax: 817-590-0505 sales@penntexusa.com

PX-4 Series (continued):	
PX-4V,P,P2,DV-210 Parts Diagram (Serial #'s 020442779 to 050552055).....	46
Parts List.....	47
PX-4V,P,P2,SMD-210 Parts Diagram (Serial #'s 050552056 to Present).....	48
Parts List.....	49
PX-4V-220 Parts Diagram (Serial #'s 020658235 to Present).....	50
Parts List.....	51
PX-5 Series:	
PX-5-200 & 250 Parts Diagram (Serial #'s 06976693 to 079916154).....	52
Parts List.....	53
PX-5-200 & 250 Parts Diagram (Serial #'s 079916155 to 100555948).....	54
Parts List.....	55
PX-5-200 & 250 Parts Diagram (Serial #'s 100555949 to Present).....	56
Parts List.....	57
PX-6 Series:	
PX-6S-140,160,190 (28 Volt) Parts Diagram (Serial #'s 0 to 070553264).....	58
Parts List.....	59
PX-6SH-140 Hybrid / 6S-160,190 (28 Volt) Parts Diagram (Serial #'s 070553265 to Present).....	60
Parts List.....	61
PX-6S-220 Parts Diagram (Serial #'s 0 to 070553264).....	62
Parts List.....	63
PX-6S-220 Parts Diagram (Serial #'s 070553265 to Present).....	64
Parts List.....	65
PX-6Q-220 Parts Diagram (Serial #'s 0 to 070553264).....	66
Parts List.....	67
PX-6Q-220 Parts Diagram (Serial #'s 070553265 to Present).....	68
Parts List.....	69
PX-6S-275 Parts Diagram (Serial #'s 129918378 to 100235241).....	70
Parts List.....	71
PX-6S,6T-275 Parts Diagram (Serial #'s 100235242 to 070553264).....	72
Parts List.....	73
PX-6S,6T-275 Parts Diagram (Serial #'s 070553265 to Present).....	74
Parts List.....	75
PX-6Q-275 Parts Diagram (Serial #'s 100235241 to 070553264).....	76
Parts List.....	77
PX-6Q-275 Parts Diagram (Serial #'s 070553265 to Present).....	78
Parts List.....	79
PX-6S,6T-350 Parts Diagram (Serial #'s 0 to 070553264).....	80
Parts List.....	81
PX-6S,6T-350 Parts Diagram (Serial #'s 070553265 to Present).....	82
Parts List.....	83
PX-6Q-350 Parts Diagram (Serial #'s 0 to 070553264).....	84
Parts List.....	85
PX-6Q-350 Parts Diagram (Serial #'s 070553265 to Present).....	86
Parts List.....	87

02-13-09

Continued on Next Page

Ph: 817-590-2818 Fax: 817-590-0505 sales@penntexusa.com

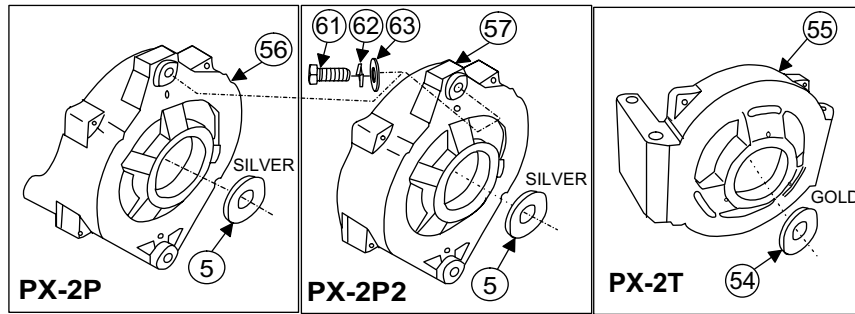
	PX-8 Series:	
PX-8 Parts Diagram		88
Parts List.....		89
	Miscellaneous Parts Photographs:	
Front Housings Page One.....		90
Front Housings Page Two.....		91
Rear Housings.....		92
Rotors.....		93
Stators Page One.....		94
Stators Page Two.....		95
Fans.....		96
Bearings.....		97
Heat Sinks.....		98
Pulleys Page One.....		99
Pulleys Page Two.....		100
Bracket Kits.....		101
Brush Holders.....		102
	Information:	
PennTex Alternator & Alternator Kit Part Number Identification List.....		103
PennTex Parts Sold In Multiples Or "Packages" Index.....		104

This silver and teal sticker comes with every PennTex Charging System.

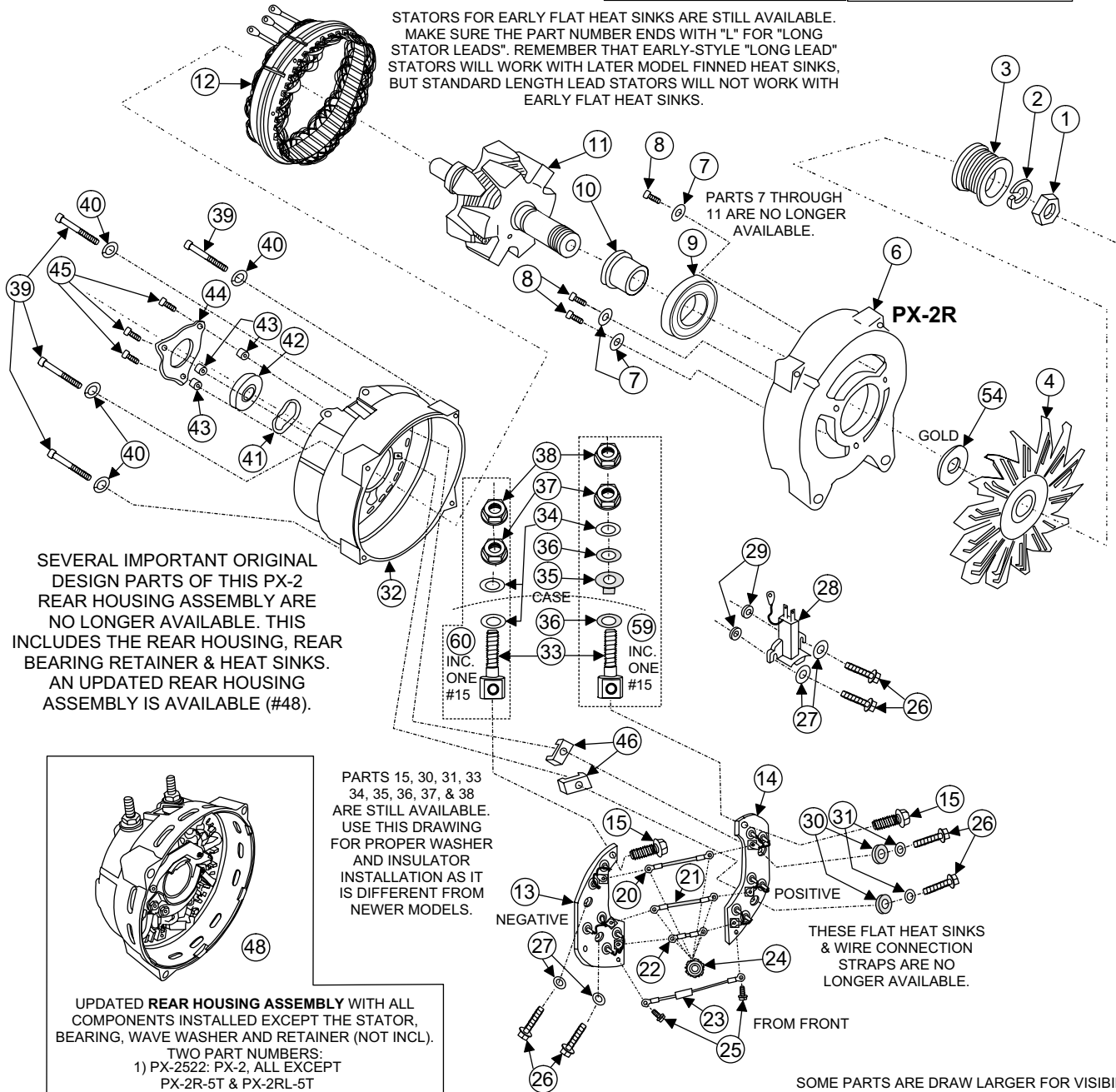
**This vehicle is equipped with a
PENNTEX High Amperage Alternator
and/or High Idle Device. For
Technical Assistance, please call
TOLL FREE: 877-590-7366**

Size: 2" x 4"
Part Number:
PX-1317

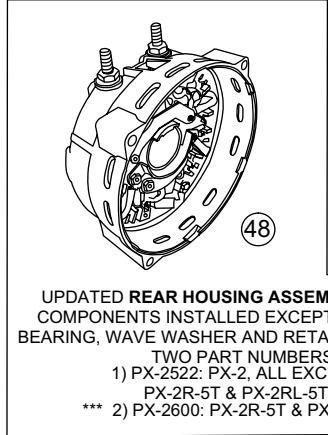
NOTE: PX-220(R,T,P,P2,ETC.) IS THE PART NUMBER FOR A COMPLETE ALTERNATOR, REGULATOR AND HARNESS KIT. PX-2(R,T,P,P2,ETC.) IS THE ALTERNATOR ONLY PART NUMBER. THIS NUMBERING SYSTEM IS THE SAME WITH ALL MODELS OF PENNTEX KITS AND ALTERNATORS: PX-320/PX-3, PX-420/PX-4, PX-520/PX-5, ETC.



STATORS FOR EARLY FLAT HEAT SINKS ARE STILL AVAILABLE. MAKE SURE THE PART NUMBER ENDS WITH "L" FOR "LONG STATOR LEADS". REMEMBER THAT EARLY-STYLE "LONG LEAD" STATORS WILL WORK WITH LATER MODEL FINNED HEAT SINKS, BUT STANDARD LENGTH LEAD STATORS WILL NOT WORK WITH EARLY FLAT HEAT SINKS.



SEVERAL IMPORTANT ORIGINAL DESIGN PARTS OF THIS PX-2 REAR HOUSING ASSEMBLY ARE NO LONGER AVAILABLE. THIS INCLUDES THE REAR HOUSING, REAR BEARING RETAINER & HEAT SINKS. AN UPDATED REAR HOUSING ASSEMBLY IS AVAILABLE (#48).



UPDATED REAR HOUSING ASSEMBLY WITH ALL COMPONENTS INSTALLED EXCEPT THE STATOR, BEARING, WAVE WASHER AND RETAINER (NOT INCL).
TWO PART NUMBERS:
1) PX-2522: PX-2, ALL EXCEPT PX-2R-5T & PX-2RL-5T
*** 2) PX-2600: PX-2R-5T & PX-2RL-5T

PARTS 15, 30, 31, 33, 34, 35, 36, 37, & 38 ARE STILL AVAILABLE. USE THIS DRAWING FOR PROPER WASHER AND INSULATOR INSTALLATION AS IT IS DIFFERENT FROM NEWER MODELS.

THESE FLAT HEAT SINKS & WIRE CONNECTION STRAPS ARE NO LONGER AVAILABLE.

A REAR HOUSING WITH A PLATE-STYLE REAR BEARING RETAINER IS NO LONGER AVAILABLE. THE PX-2536 REAR HOUSING UPGRADE KIT IS STILL AVAILABLE. IT CONSISTS OF A PX-1124 REAR HOUSING, PX-1025 BEARING, PX-1249 WAVE SPRING, 2: PX-1294 THRU BOLTS, AND A PX-2534 BEARING INSTALLATION TOOL.

SOME PARTS ARE DRAWN LARGER FOR VISIBILITY

Penntex INDUSTRIES, INC. DATE: 04-06-2009
DRAWING BY DMc. Scale: None
REVISED BY DATE:

PX-2 ALTERNATORS



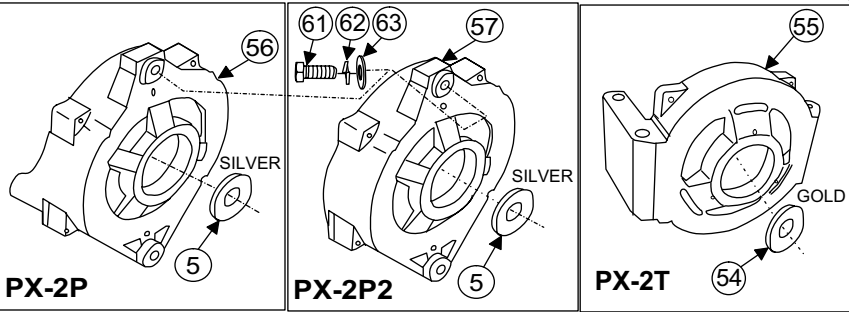
PX-2 PARTS LIST

Serial #'s 09963776 to 10977309

No.	Part #	Description	Qty.	No.	Part #	Description	Qty.
1	PX-1060	Nut, SB Rotor	1	42	*	Bearing, Rear	1
2	PX-1059	Washer, Rotor Lock	1	43	**	Spacer, Bearing Retainer	3
***	PX-1129	Pulley, 2.3 K6 SB (PX2P, P2)	1	44	**	Retainer, Rear Bearing	1
3	PX-1130	Pulley, 2.3 K8 (PX2R, T)	1	45	**	Screw, Bearing Retainer	3
***	PX-1155	Pulley, 2.3 K7 SB (PX2-P2 Dodge)	1	46	PX-1072	Insulator, White Heat Sink	2
4	PX-1057	Fan	1	48	PX-2522	Housing Asm, Rear W/O Stator (PX2 except 2R5T, 2RL5T)	1
5	PX-1058	Spacer, Fan (PX2P, P2)	1	***	PX-2600	Housing Asm, Rear W/O Stator (For PX2R5T & PX2RL5T)	1
6	PX-1246	Housing, Front (PX2R)	1	54	PX-1273	Spacer, Fan (PX2R, PX2T)	1
7	*	Retainer, Front Bearing	3	55	PX-1122	Housing, Front (PX2T)	1
8	*	Screw, Retainer	3	56	PX-1051	Housing, Front (PX2P)	1
9	*	Bearing, Front	1	57	PX-1123	Housing, Front (PX2P2)	1
10	*	Bushing, Rotor, .878" Long	1	59	PX-2520	Post Asm, Positive (Old-Style)	1
11	*	Rotor, 14V (Early PX2)	1	60	PX-2521	Post Asm, Negative (Old-Style)	1
12	PX-2503-1L	Stator, 200 Amp	1	61	PX-1117	Bolt, 3/8x1-1/4", Grade 5	1
13	*	Heat Sink Assembly, Negative	1	62	PX-1115	Washer, 3/8" Lock	1
14	*	Heat Sink Assembly, Positive	1	63	PX-1244	Washer, 3/8" Flat	1
15	PX-1102	Bolt, Battery Post Attaching	2	***	PX-1258	Bracket, PX2R Rear	1
20	*	Strap, Large Rectifier	1	***	PX-1335	Bracket, PX2RL Rear	1
21	*	Strap, Medium Rectifier	1	*		Not Available But Upgraded Call For Parts Information	
22	*	Strap, Small Rectifier	1	**		Part Not Available	
23	PX-4511	Capacitor Assembly	1	***		Part Not Shown In Drawing	
24	PX-1099	Nut, 8-32 Keps	6			Contact Us:	
25	PX-1096	Screw, 8-32x3/8" Hex	2			Phone: 817-590-2818	
26	PX-1097	Screw, 8-32x1/2" Hex	6			Fax: 817-590-0505	
27	PX-1098	Washer, #8 Flat	4			web: www.penntexusa.com	
28	PX-2506	Brush Assembly (PX2, 4, 5)	1			email: sales@penntexusa.com	
29	**	Spacer, Brush Holder (Early PX2)	2				
30	PX-1049	Insulator, 8/32 Black Shoulder	2				
31	PX-1108	Washer, M4 Flat	2				
32	*	Housing, Rear (Early PX2)	1				
***	PX-2536	Housing Upgrade Kit, Rear	1				
33	PX-1066	Battery Post (Old-Style)	2				
34	PX-1116	Washer, 5/16" Flat	3				
35	PX-1070	Insulator, Battery Post (Black)	1				
36	PX-1071	Insulator, Red Fiber Washer	2				
37	PX-1105	Nut, 5/16x18 Flange	2				
38	PX-1106	Nut, 5/16x18 Steel Lock	2				
39	PX-1107	Screw, 1/4-20x2" SHC	4				
40	PX-1104	Washer, 1/4" Lock	4				
41	PX-1249	Spring, Wave (PX2, 4G, 5)	1				

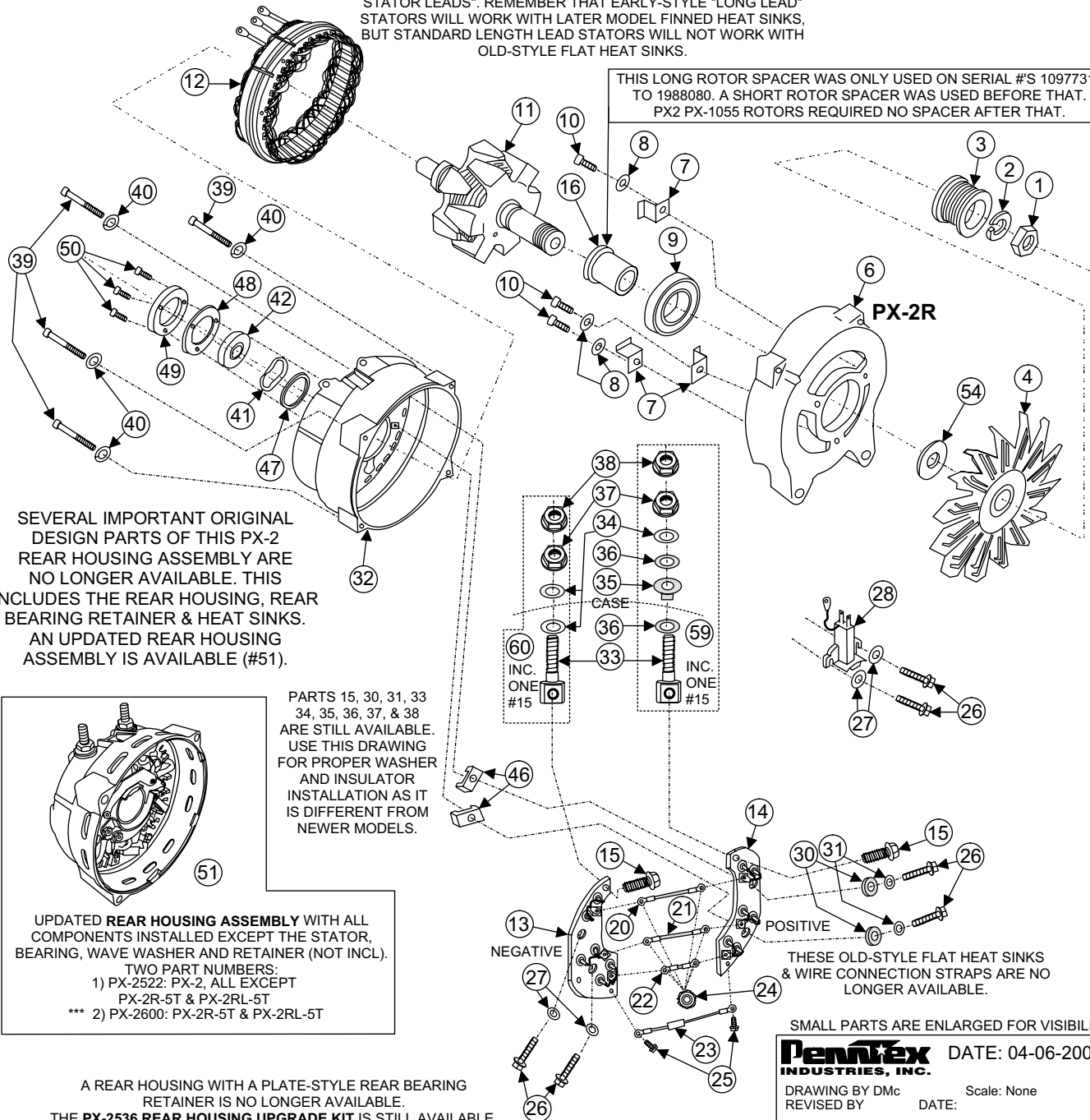
PennTex 01-07-2009

NOTE: PX-220(R,T,P,P2,ETC.) IS THE PART NUMBER FOR A COMPLETE ALTERNATOR, REGULATOR AND HARNESS KIT. PX-2(R,T,P,P2,ETC.) IS THE ALTERNATOR ONLY PART NUMBER. THIS NUMBERING SYSTEM IS THE SAME WITH ALL MODELS OF PENNTEX KITS AND ALTERNATORS: PX-320/PX-3, PX-420/PX-4, PX-520/PX-5, ETC.

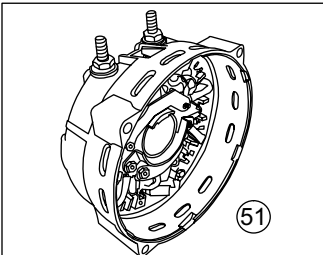


STATORS FOR EARLY FLAT HEAT SINKS ARE STILL AVAILABLE. MAKE SURE THE PART NUMBER ENDS WITH "L" FOR "LONG STATOR LEADS". REMEMBER THAT EARLY-STYLE "LONG LEAD" STATORS WILL WORK WITH LATER MODEL FINNED HEAT SINKS, BUT STANDARD LENGTH LEAD STATORS WILL NOT WORK WITH OLD-STYLE FLAT HEAT SINKS.

THIS LONG ROTOR SPACER WAS ONLY USED ON SERIAL #'S 10977310 TO 1988800. A SHORT ROTOR SPACER WAS USED BEFORE THAT. PX2 PX-1055 ROTORS REQUIRED NO SPACER AFTER THAT.



SEVERAL IMPORTANT ORIGINAL DESIGN PARTS OF THIS PX-2 REAR HOUSING ASSEMBLY ARE NO LONGER AVAILABLE. THIS INCLUDES THE REAR HOUSING, REAR BEARING RETAINER & HEAT SINKS. AN UPDATED REAR HOUSING ASSEMBLY (#51).



UPDATED REAR HOUSING ASSEMBLY WITH ALL COMPONENTS INSTALLED EXCEPT THE STATOR, BEARING, WAVE WASHER AND RETAINER (NOT INCL). TWO PART NUMBERS:
1) PX-2522: PX-2, ALL EXCEPT PX-2R-5T & PX-2RL-5T
*** 2) PX-2600: PX-2R-5T & PX-2RL-5T

A REAR HOUSING WITH A PLATE-STYLE REAR BEARING RETAINER IS NO LONGER AVAILABLE. THE PX-2536 REAR HOUSING UPGRADE KIT IS STILL AVAILABLE. IT CONSISTS OF A PX-1124 REAR HOUSING, PX-1025 BEARING, PX-1249 WAVE SPRING, 2: PX-1294 THRU BOLTS, AND A PX-2534 BEARING INSTALLATION TOOL.

SMALL PARTS ARE ENLARGED FOR VISIBILITY
Penntex INDUSTRIES, INC. DATE: 04-06-2009
DRAWING BY DMc Scale: None
REVISED BY DATE:

PX-2 ALTERNATORS

**PX-2
PARTS LIST**

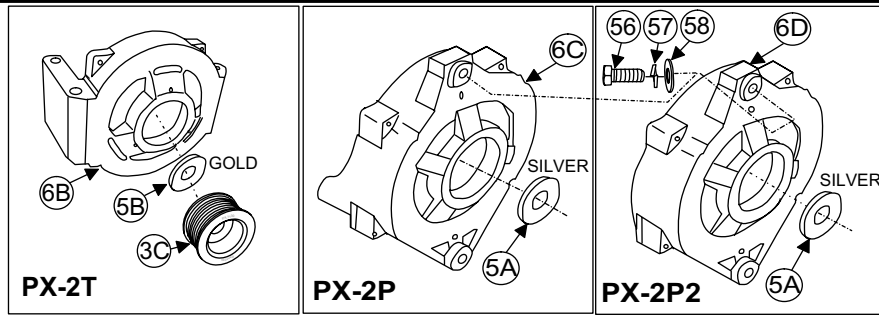
Serial #'s 10977310 to 079916154



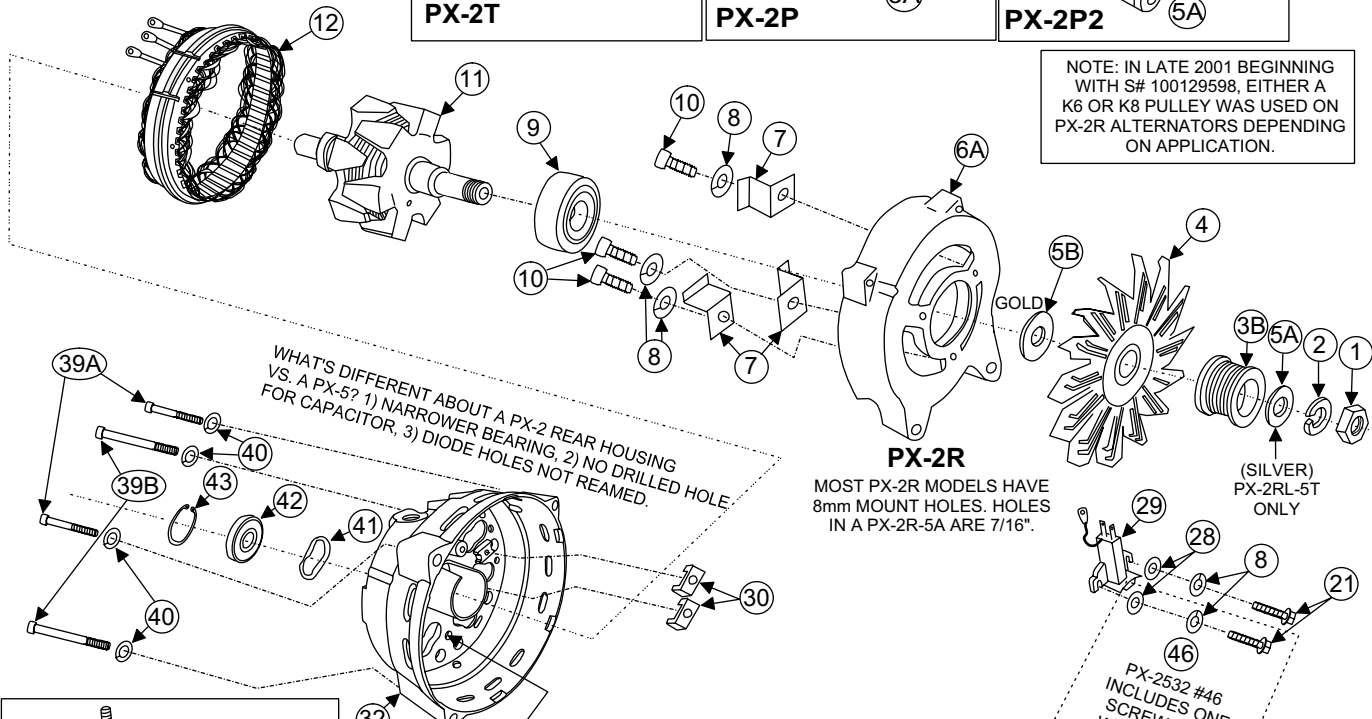
No.	Part #	Description	Qty.
1	PX-1060	Nut, SB Rotor	1
2	PX-1059	Washer, Rotor Lock	1
***	PX-1129	Pulley, 2.3 K6 SB (PX2P, P2)	1
3	PX-1130	Pulley, 2.3 K8 (PX2R, T)	1
***	PX-1155	Pulley, 2.3 K7 SB (PX2P2 Dodge)	1
4	PX-1057	Fan, Cooling (PX2)	1
5	PX-1058	Spacer, Fan (PX2P, PX2P2)	1
6	PX-1246	Housing, Front (PX2R)	1
7	PX-1312	Retainer, Bearing Z Clip	3
8	PX-1100	Washer, #10 Lock	3
9	PX-1074	Bearing, Front	1
10	PX-1305	Screw, 10-24x1/2 SHCS	3
11	*	Rotor 14V (Before S# 1988080)	1
***	PX-1055	Rotor, 14V (After S# 1988080)	1
12	PX-2503-5L	Stator, 14V 200A Early Long Lead	1
13	*	Heat Sink Assembly, Negative	1
14	*	Heat Sink Assembly, Positive	1
15	PX-1102	Bolt, Battery Post Attaching	2
16	**	Rotor Spacer (1.060" Long)	1
***	**	Rotor Spacer (.878" Long)	1
20	**	Strap, Large Rectifier	1
21	**	Strap, Medium Rectifier	1
22	**	Strap, Small Rectifier	1
22	**	Strap, Small Rectifier	1
23	PX-4511	Capacitor Assembly	1
24	PX-1099	Nut, 8-32 Keps	6
25	PX-1096	Screw, 8-32x3/8" Hex	2
26	PX-1097	Screw, 8-32x3/4" Hex	6
27	PX-1098	Washer, # 8 Flat	4
28	PX-2506	Brush Assembly	1
30	PX-1049	Insulator, 8/32 Black Shoulder	2
31	PX-1108	Washer, M4 Flat	2
32	*	Housing, Rear (Early PX2)	1
***	PX-2536	Upgrade Kit, Rear Housing	1
33	PX-1066	Battery Post (Old-Style)	2
34	PX-1116	Washer, 5/16" Flat	3
35	PX-1070	Insulator, Battery Post (Black)	1
36	PX-1071	Insulator, Red Fiber Washer	2
37	PX-1105	Nut, 5/16x18 Flange	2
38	PX-1106	Nut, 5/16x18 Steel Lock	2

No.	Part #	Description	Qty.
39	PX-1107	Screw, 1/4-20x2" SHC	4
40	PX-1104	Washer, 1/4" Lock	4
41	PX-1249	Spring, Wave (PX2, 4G, 5)	1
42	PX-1025	Bearing, Rear (PX2)	1
46	PX-1072	Insulator, White Heat Sink	2
47	**	Spacer, Wave Spring	1
48	**	Spacer, Bearing Retainer Cap	1
49	**	Cap, Bearing Retainer	1
50	PX-1305	Screw, 10-24x1/2 SHCS	3
51	PX-2522	Housing Asm, Rear W/O Stator (PX2 exc. R5T, RL5T)	1
***	PX-2600	Housing Asm, Rear W/O Stator (PX2R5T, PX2RL5T)	1
54	PX-1273	Spacer, Fan (PX2R, PX2T)	1
55	PX-1122	Housing, Front (PX2T)	1
56	PX-1051	Housing, Front PX2P)	1
57	PX-1123	Housing, Front (PX2P2)	1
59	PX-2520	Post Asm, Positive (Old-Style)	1
60	PX-2521	Post Asm, Negative (Old-Style)	1
61	PX-1117	Bolt, 3/8x1-1/4", Grade 5	1
62	PX-1115	Washer, 3/8" Lock	1
63	PX-1244	Washer, 3/8" Flat	1
***	PX-1258T	Bracket, PX-2R Rear	1
***	PX-1335	Bracket, PX-2RL Rear	1
	*	Not Available But Upgraded - Call For Parts Information.	
	**	Part Not Available	
***		Part Not Shown In Drawing	
		Contact Us: Phone: 817-590-2818 Fax: 817-590-0505 web: www.penntexusa.com email: sales@penntexusa.com	
		PennTex 01-07-2009	

NOTE: PX-220(R,T,P,P2,ETC.) IS THE PART NUMBER FOR A COMPLETE ALTERNATOR, REGULATOR AND HARNESS KIT.
PX-2(R,T,P,P2,ETC.) IS THE ALTERNATOR ONLY PART NUMBER. THIS NUMBERING SYSTEM IS THE SAME WITH ALL MODELS OF PENNTEX KITS AND ALTERNATORS: PX-320/PX-3, PX-420/PX-4, PX-520/PX-5, ETC.



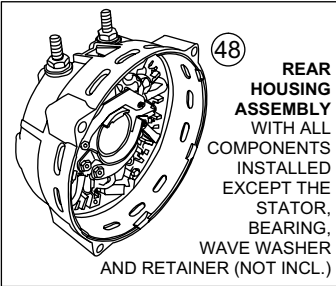
NOTE: IN LATE 2001 BEGINNING WITH S# 100129598, EITHER A K6 OR K8 PULLEY WAS USED ON PX-2R ALTERNATORS DEPENDING ON APPLICATION.



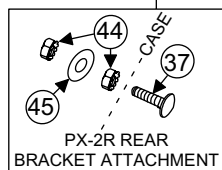
WHAT'S DIFFERENT ABOUT A PX-2 REAR HOUSING VS. A PX-5? 1) NARROWER BEARING, 2) NO DRILLED HOLE FOR CAPACITOR, 3) DIODE HOLES NOT REAMED.

PX-2R
MOST PX-2R MODELS HAVE 8mm MOUNT HOLES. HOLES IN A PX-2R-5A ARE 7/16".

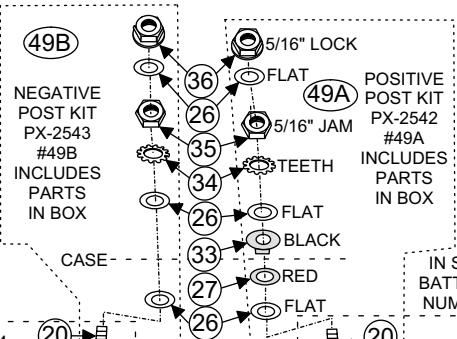
(SILVER) PX-2RL-5T ONLY



REAR HOUSING ASSEMBLY
WITH ALL COMPONENTS INSTALLED EXCEPT THE STATOR, BEARING, WAVE WASHER AND RETAINER (NOT INCL.)



PX-2R REAR BRACKET ATTACHMENT

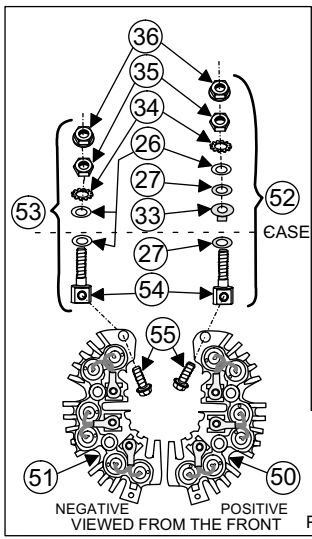


NEGATIVE POST KIT
PX-2543 #49B INCLUDES PARTS IN BOX

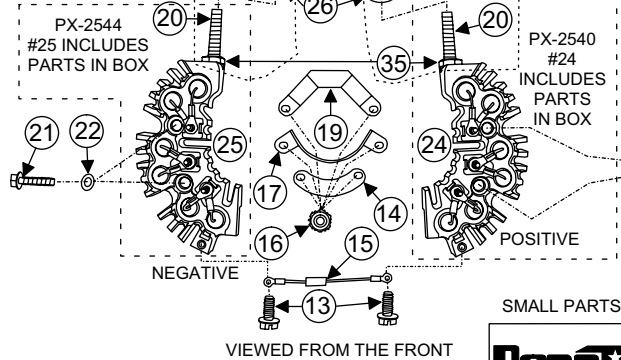
POSITIVE POST KIT
PX-2542 #49A INCLUDES PARTS IN BOX

PX-2532 #46 INCLUDES ONE SCREW, FLAT WASHER, AND LOCK WASHER

IN SOME RARE CASES, A HEX HEAD BATTERY POST WAS USED. THE PART NUMBER FOR THAT POST IS PX-2539.



NEGATIVE VIEWED FROM THE FRONT POSITIVE VIEWED FROM THE FRONT



VIEWED FROM THE FRONT

BATTERY POST/HEAT SINK DESIGN BEFORE S# 80340165: # 50 & 51 ARE NO LONGER AVAILABLE AND HAVE BEEN REPLACED BY # 24 & 25. THE OLD-STYLE POST KITS # 52 & 53 WILL STILL BE AVAILABLE BUT THEY WILL ONLY WORK WITH # 50 & 51. POST KITS # 49A & 49B MUST ONLY BE USED WITH # 24 & 25.

SMALL PARTS ARE ENLARGED FOR VISIBILITY

Penntex INDUSTRIES, INC. DATE: 05-29-2008
DRAWING BY DMc Scale: None
REVISED BY DATE:

PX-2 ALTERNATORS

PX-2

PARTS LIST

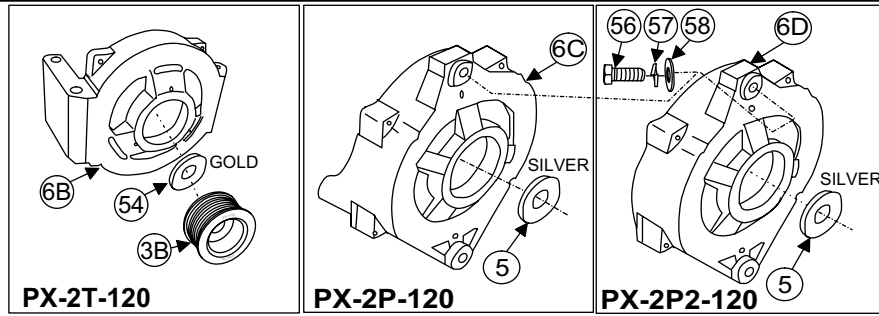
Serial #'s 079916155 to Present



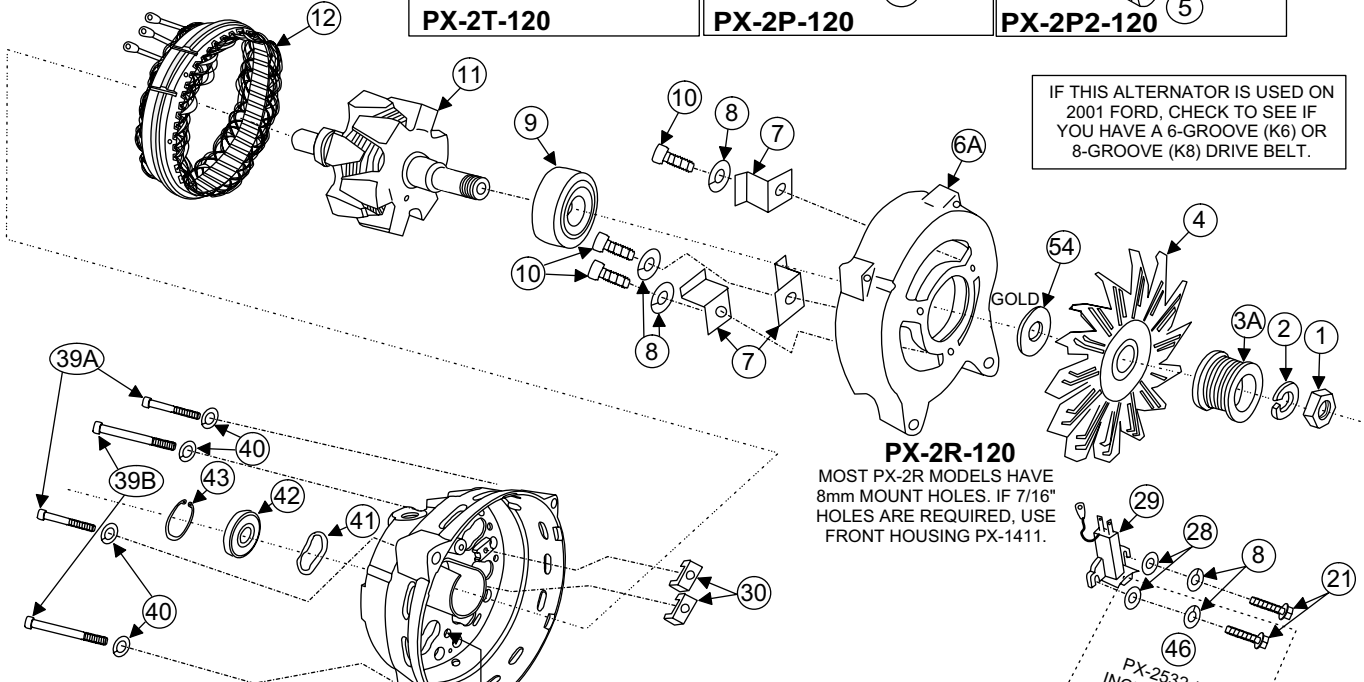
No.	Part #	Description	Qty.
1	PX-1060	Nut, SB Rotor	1
2	PX-1059	Washer, Rotor Lock	1
***	PX-1155	Pulley, 2.3 K7 (PX2P2-5/Dodge)	1
3B	PX-1129	Pulley, 2.3 K6 (PX2R Late 2001 & Up, PX2P, PX2P2)	1
3C	PX-1130	Pulley, 2.3 K8 (PX2R Prior to K6 in 2001, PX2T)	1
***	PA-4008	Pulley, 1.9 K6 SB (PX2RL5)	1
4	PX-1057	Fan, Cooling (PX2)	1
5A	PX-1058	Spacer, Fan (PX2P,P2,RL-5T)	1
5B	PX-1273	Spacer, Fan (PX2R, RL, T)	1
6A	PX-1246	Housing, Front (PX2R, RL5T)	1
6B	PX-1122	Housing, Front (PX2T)	1
6C	PX-1051	Housing, Front (PX2P)	1
6D	PX-1123	Housing, Front (PX2P2)	1
***	PX-1411	Housing, Front (PX2R5A)	1
7	PX-1312	Retainer, Bearing Z Clip	3
8	PX-1100	Washer, #10 Lock	5
9	PX-1074	Bearing, Front	1
10	PX-1305	Screw, 10-24x1/2" SHC	3
11	PX-1055	Rotor, 14V (PX2)	1
***	PX-2503-1	Superseded by PX-2503-5	
***	PX-2503-3	Stator, 14V 200A Ext. Rec. (PX2)	1
12	PX-2503-5	Stator, 14V 200A (PX2)	1
13	PX-1096	Screw, 8-32x3/8" Hex	2
14	PX-1352	Strap, Small Rectifier (PX2)	1
15	PX-4511	Capacitor Assembly (PX2)	1
16	PX-1099	Nut, 8-32 Keps	6
17	PX-1351	Strap, Medium Rectifier (PX2)	1
19	PX-1350	Strap, Large Rectifier (PX2)	1
20	PX-2545	Battery Post, 5/16" Square Head	2
21	PX-1097	Screw, 8-32x3/4" Hex	6
22	PX-1108	Washer, M4 Flat	4
23	PX-1049	Insulator, 8/32 Black Shoulder	2
24	PX-2540	Heat Sink Asm, Positive	1
25	PX-2541	Heat Sink Asm, Negative	1
26	PX-1116	Washer, 5/16" Flat	6
27	PX-1071	Insulator, Red Fiber Washer	1
28	PX-1098	Washer, #8 Flat	2
29	PX-2506	Brush Assembly (PX2)	1

No.	Part #	Description	Qty.
30	PX-1072	Insulator, White Heat Sink	2
32	PX-1124	Housing Rear (PX2 exc. 2R5T,RL5T)	1
***	PX-1124T	Housing Rear (PX2R5T, RL5T)	1
33	PX-1070	Insulator, Battery Post (Black)	1
34	PX-1515	Washer, 5/16" Ext. Tooth Lock	2
35	PX-1516	Nut, 5/16x18 Jam	2
36	PX-1106	Nut, 5/16x18 Steel Lock	2
37	PX-1295	Bolt, 1/4-20x1" Crg. (PX2R)	1
39A	PX-1107	Screw, 1/4-20x2" SHC	2
39B	PX-1294	Screw, 1/4-20x3" SHC	2
40	PX-1104	Washer, 1/4" Lock	4
41	PX-1249	Spring, Wave (PX2/4/5)	1
42	PX-1025	Bearing, Rear (PX2)	1
43	PX-1366	Retainer, Bearing C-Ring	1
44	PX-1196	Nut, 1/4-20 Keps	2
45	PX-1103	Washer, #14 Flat	1
46	PX-2532	Screw Assembly, Brush	2
47	PX-2533	Screw Asm, Pos. Heat Sink	2
48	PX-2522	Housing Asm, Rear W/O Stator (PX2 exc. R5T, RL5T)	1
***	PX-2600	Housing Asm, Rear W/O Stator (PX2R5T, PX2RL5T)	1
49A	PX-2542	Post Asm, Positive For #24	1
49B	PX-2544	Post Asm, Negative For #25	1
50	PX-2504	Superseded by PX-2540 (#24)	
51	PX-2505	Superseded by PX-2541 (#25)	
52	PX-2520	Post Asm, Positive (Old-Style)	1
53	PX-2521	Post Asm, Negative (Old-Style)	1
54	PX-1065	Battery Post (Old-Style)	2
55	PX-1102	Bolt, Battery Post (Old-Style)	2
56	PX-1117	Bolt, 3/8x1-1/4" Grade 5	1
57	PX-1244	Washer, 3/8" Flat	1
58	PX-1115	Washer, 3/8" Lock	1
***		Not Shown In Drawing	
NOTE: PX2-5 alternators use a PX-5000 Voltage Regulator with a PX-2502-2 Harness.			
PennTex 01-07-2009			

NOTE: PX-212(R, T, P, P2) IS THE PART NUMBER FOR A COMPLETE ALTERNATOR, REGULATOR AND HARNESS KIT.
PX-2(R-120, T-120, ETC.) IS THE ALTERNATOR ONLY PART NUMBER. THIS NUMBERING SYSTEM IS THE SAME WITH ALL MODELS OF PENNTEX KITS AND ALTERNATORS:
PX-320/PX-3, PX-420/PX-4, PX-520/PX-5, ETC.

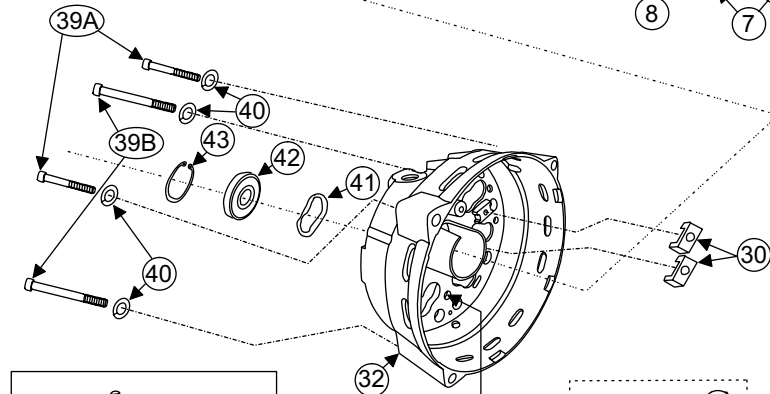


IF THIS ALTERNATOR IS USED ON 2001 FORD, CHECK TO SEE IF YOU HAVE A 6-GROOVE (K6) OR 8-GROOVE (K8) DRIVE BELT.

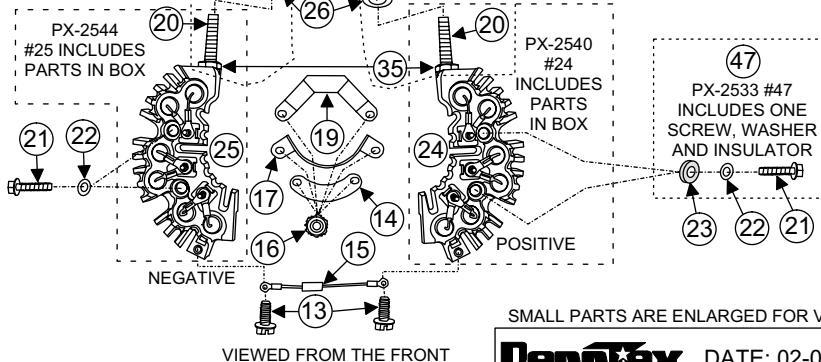
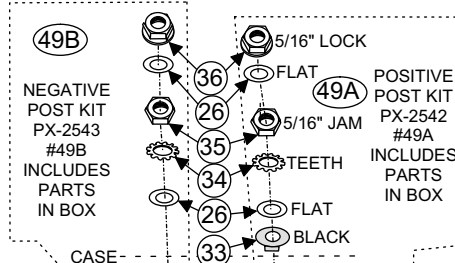
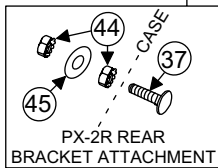


PX-2R-120

MOST PX-2R MODELS HAVE 8mm MOUNT HOLES. IF 7/16" HOLES ARE REQUIRED, USE FRONT HOUSING PX-1411.



REAR HOUSING ASSEMBLY WITH ALL COMPONENTS INSTALLED EXCEPT THE STATOR, BEARING, WAVE WASHER AND RETAINER (NOT INCL.)
TWO PART NUMBERS:
1) PX-2522: PX-2, ALL EXCEPT PX-2R
*** 2) PX-2600: PX-2R



PX-2532 #46 INCLUDES ONE SCREW, FLAT WASHER, AND LOCK WASHER

PX-2533 #47 INCLUDES ONE SCREW, WASHER AND INSULATOR

SMALL PARTS ARE ENLARGED FOR VISIBILITY

Penntex INDUSTRIES, INC. DATE: 02-01-2008
DRAWING BY DMc Scale: None
REVISED BY DATE:

PX-2-120 28 VOLT ALTERNATORS

PX-2-120 (28 VOLT)

PARTS LIST

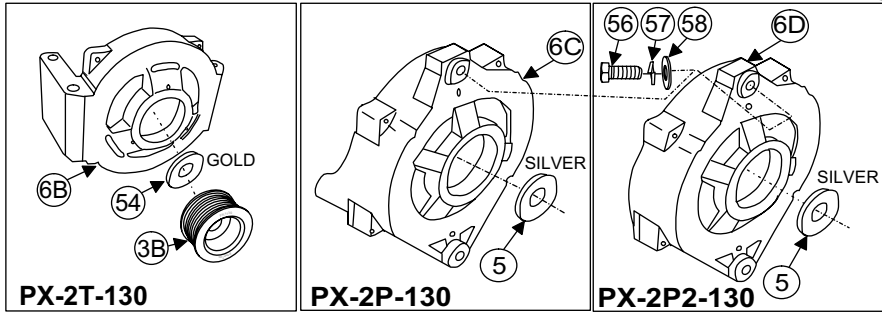
Serial #'s 080446449 to Present



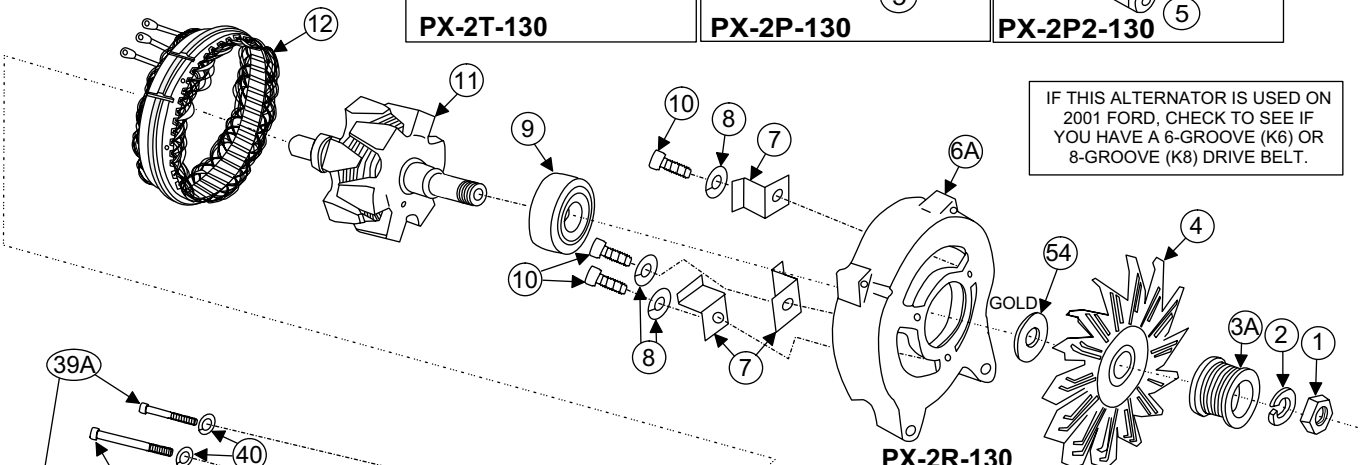
No.	Part #	Description	Qty.
1	PX-1060	Nut, SB Rotor	1
2	PX-1059	Washer, Rotor Lock	1
3A	PX-1129	Pulley, 2.3 K6 SB (PX2R Late 2001 & up, PX2P, PX2P2)	1
3B	PX-1130	Pulley, 2.3 K8 SB (PX2R Before K6 in 2001, PX2T)	1
***	PX-1155	Pulley, 2.3 K7 SB (PX2-P2 Dodge)	1
4	PX-1057	Fan, Cooling	1
5	PX-1058	Spacer, Fan (PX2P, P2) Silver	1
6A	PX-1246	Hsg, Front (PX2R, 8mm Holes)	1
***	PX-1411	Hsg, Front (PX2R, 7/16" Holes)	1
6B	PX-1122	Housing, Front (PX2T)	1
6C	PX-1051	Housing, Front (PX2P)	1
6D	PX-1123	Housing, Front (PX2P2)	1
7	PX-1312	Retainer, Bearing Z Clip	3
8	PX-100	Washer, #10 Lock	5
9	PX-1074	Bearing, Front	1
10	PX-1305	Screw, 10-24x1/2" SHC	3
11	PA-4214	Rotor, 28 Volt (PX2)	1
12	PX-4445	Stator, 28V, 120 Amp (PX2)	1
13	PX-1096	Screw, 8-32x3/8" Hex	2
14	PX-1352	Strap, Small Rectifier (PX2)	1
15	PX-4511	Capacitor Assembly (PX2)	1
16	PX-1099	Nut, 8-32 Keps	6
17	PX1351	Strap, Medium Rectifier (PX2)	1
19	PX-1350	Strap, Large Rectifier (PX2)	1
20	PX-2545	Battery Post, 5/16" Square Head	1
21	PX-1097	Screw, 8-32x3/4" Hex	6
22	PX-1108	Washer, M4 Flat	4
23	PX-1049	Insulator, 8/32 Black Shoulder	2
24	PX-2540	Heat Sink Assembly, Positive	1
25	PX-2541	Heat Sink Assembly, Negative	1
26	PX-1116	Washer, 5/16" Flat	6
27	PX-1071	Insulator, Red Fiber Washer	1
28	PX-1098	Washer, #8 Flat	2
29	PX-2506	Brush Assembly (PX2)	1
30	PX-1072	Insulator, White Heat Sink	2
32	PX-1124	Housing, Rear (PX2)	1
33	PX-1070	Insulator, Battery Post (Black)	1
34	PX-1515	Washer, 5/16" Ext. Tooth Lock	2

No.	Part #	Description	Qty.
35	PX-1516	Nut, 5/16x18 Jam	2
36	PX-1106	Nut, 5/16x18 Steel Lock	2
37	PX-1295	Bolt, 1/4-20x1" Crg. (PX2R)	1
39A	PX-1107	Screw, 1/4-20x2" SHC	2
39B	PX-1294	Screw, 1/4-20x3" SHC	2
40	PX-1104	Washer, 1/4" Lock	4
41	PX-1249	Spring, Wave (PX2)	1
42	PX-1025	Bearing, Rear (PX2)	1
43	PX-1366	Retainer, Bearing C-Ring	1
44	PX-1196	Nut, 1/4-20 Keps	2
45	PX-1103	Washer, #14 Flat	1
46	PX-2532	Screw Assembly, Brush	2
47	PX-2533	Screw Asm, Positive Heat Sink	2
48	PX-2522	Housing Assembly, Rear W/O Stator (PX2 except PX2R)	1
***	PX-2600	Housing Assembly, Rear W/O Stator (PX-2R)	1
49A	PX-2542	Post Asm, Positive For #24	1
49B	PX-2544	Post Asm, Negative For #25	1
54	PX-1273	Spacer, Fan (PX2R, 2T) Gold	1
56	PX-1117	Bolt, 3/8x1-1/4" Grade 5	1
57	PX-1244	Washer, 3/8" Flat	1
58	PX-1115	Washer, 3/8" Lock	1
***		Not Shown In Drawing	
NOTE: A 28 Volt PX2-120 uses a PX-4024 Voltage Regulator and a PX-2502-2 Harness.			
Contact Us: Phone: 817-590-2818 Fax: 817-590-0505 web: www.penntexusa.com email: sales@penntexusa.com			
PennTex 02-06-2008			

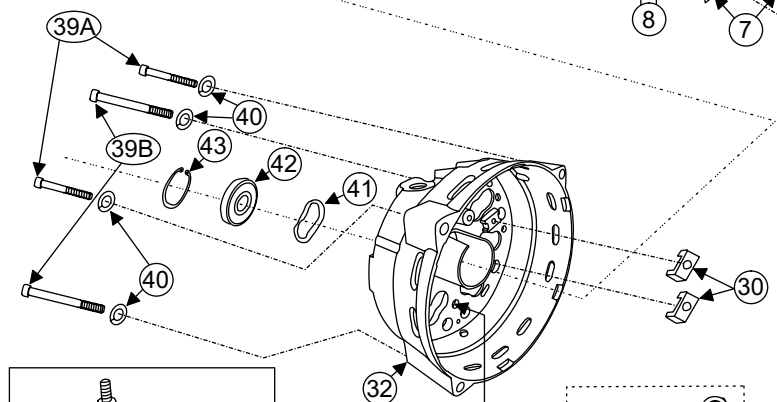
NOTE: PX-213(R, T, P, P2) IS THE PART NUMBER FOR A COMPLETE ALTERNATOR, REGULATOR AND HARNESS KIT. PX-2(R-130, T-130, ETC.) IS THE ALTERNATOR ONLY PART NUMBER. THIS NUMBERING SYSTEM IS THE SAME WITH ALL MODELS OF PENNTEX KITS AND ALTERNATORS: PX-320/PX-3, PX-420/PX-4, PX-520/PX-5, ETC.



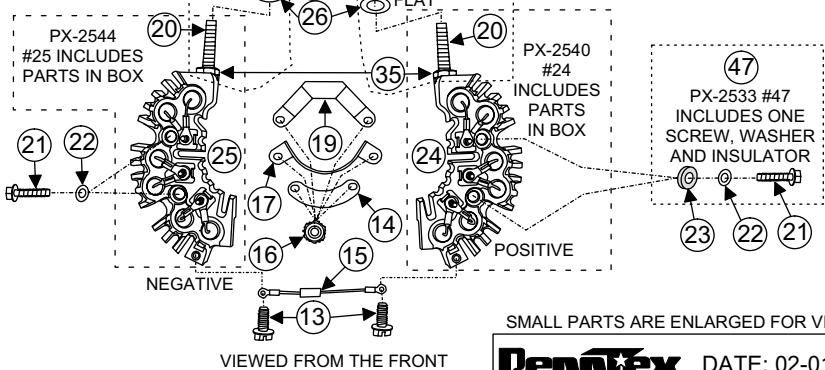
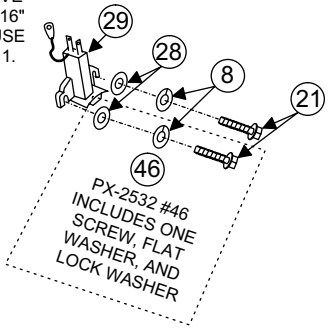
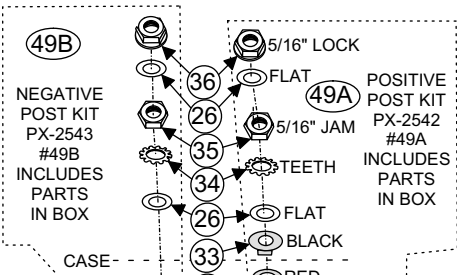
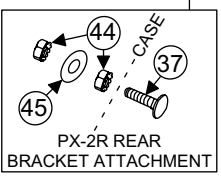
IF THIS ALTERNATOR IS USED ON 2001 FORD, CHECK TO SEE IF YOU HAVE A 6-GROOVE (K6) OR 8-GROOVE (K8) DRIVE BELT.



PX-2R-130
MOST PX-2R MODELS HAVE 8mm MOUNT HOLES. IF 7/16" HOLES ARE REQUIRED, USE FRONT HOUSING PX-1411.



REAR HOUSING ASSEMBLY WITH ALL COMPONENTS INSTALLED EXCEPT THE STATOR, BEARING, WAVE WASHER AND RETAINER (NOT INCL.) TWO PART NUMBERS:
1) PX-2522: PX-2, ALL EXCEPT PX-2R
*** 2) PX-2600: PX-2R-5



SMALL PARTS ARE ENLARGED FOR VISIBILITY

Penntex INDUSTRIES, INC. DATE: 02-01-2008
DRAWING BY DMc Scale: None
REVISED BY DATE:

PX-2-130 28 VOLT ALTERNATORS

PX-2-130 (28 VOLT)

PARTS LIST

Serial #'s 080446449 to Present



No.	Part #	Description	Qty.	No.	Part #	Description	Qty.
1	PX-1060	Nut, SB Rotor	1	35	PX-1516	Nut, 5/16x18 Jam	2
2	PX-1059	Washer, Rotor Lock	1	36	PX-1106	Nut, 5/16x18 Steel Lock	2
3A	PX-1129	Pulley, 2.3 K6 SB (PX2R Late 2001 & up, PX2P, PX2P2)	1	37	PX-1295	Bolt, 1/4-20x1" Crg. (PX2R)	1
3B	PX-1130	Pulley, 2.3 K8 SB (PX2R Before K6 in 2001, PX2T)	1	39A	PX-1107	Screw, 1/4-20x2" SHC	2
***	PX-1155	Pulley, 2.3 K7 SB (PX2P2 Dodge)	1	39B	PX-1294	Screw, 1/4-20x3" SHC	2
4	PX-1057	Fan, Cooling	1	40	PX-1104	Washer, 1/4" Lock	4
5	PX-1058	Spacer, Fan (PX2P, P2) Silver	1	41	PX-1249	Spring, Wave (PX2)	1
6A	PX-1246	Hsg, Front (PX2R, 8mm Holes)	1	42	PX-1025	Bearing, Rear (PX2)	1
***	PX-1411	Hsg, Front (PX2R, 7/16" Holes)	1	43	PX-1366	Retainer, Bearing C-Ring	1
6B	PX-1122	Housing, Front (PX2T)	1	44	PX-1196	Nut, 1/4-20 Keps	2
6C	PX-1051	Housing, Front (PX2P)	1	45	PX-1103	Washer, #14 Flat	1
6D	PX-1123	Housing, Front (PX2P2)	1	46	PX-2532	Screw Assembly, Brush	2
7	PX-1312	Retainer, Bearing Z Clip	3	47	PX-2533	Screw Asm, Positive Heat Sink	2
8	PX-100	Washer, #10 Lock	5	48	PX-2522	Housing Assembly, Rear W/O Stator (PX2 except PX2R)	1
9	PX-1074	Bearing, Front	1	***	PX-2600	Housing Assembly, Rear W/O Stator (PX2R)	1
10	PX-1305	Screw, 10-24x1/2" SHC	3	49A	PX-2542	Post Asm, Positive For #24	1
11	PA-4214	Rotor, 28 Volt (PX2)	1	49B	PX-2544	Post Asm, Negative For #25	1
12	PX-2470	Stator, 28V, 130 Amp (PX2)	1	54	PX-1273	Spacer, Fan (PX2R, PX2T) Gold	1
13	PX-1096	Screw, 8-32x3/8" Hex	2	56	PX-1117	Bolt, 3/8x1-1/4" Grade 5	1
14	PX-1352	Strap, Small Rectifier (PX2)	1	57	PX-1244	Washer, 3/8" Flat	1
15	PX-4511	Capacitor Assembly (PX2)	1	58	PX-1115	Washer, 3/8" Lock	1
16	PX-1099	Nut, 8-32 Keps	6	***		Not Shown In Drawing	
17	PX1351	Strap, Medium Rectifier (PX2)	1				
19	PX-1350	Strap, Large Rectifier (PX2)	1				
20	PX-2545	Battery Post, 5/16" Square Head	1				
21	PX-1097	Screw, 8-32x3/4" Hex	6				
22	PX-1108	Washer, M4 Flat	4				
23	PX-1049	Insulator, 8/32 Black Shoulder	2				
24	PX-2540	Heat Sink Assembly, Positive	1				
25	PX-2541	Heat Sink Assembly, Negative	1				
26	PX-1116	Washer, 5/16" Flat	6				
27	PX-1071	Insulator, Red Fiber Washer	1				
28	PX-1098	Washer, #8 Flat	2				
29	PX-2506	Brush Assembly (PX2)	1				
30	PX-1072	Insulator, White Heat Sink	2				
32	PX-1124	Housing, Rear (PX2)	1				
33	PX-1070	Insulator, Battery Post (Black)	1				
34	PX-1515	Washer, 5/16" Ext. Tooth Lock	2				

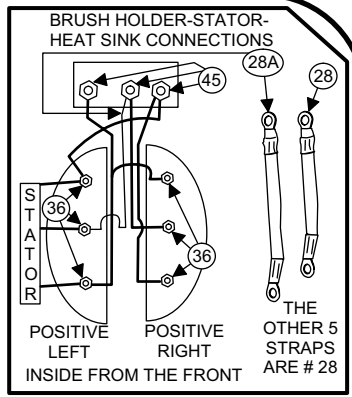
NOTE: A 28 Volt PX2-130 uses a PX-4024 Voltage Regulator and a PX-2502-2 Harness.

Contact Us:
 Phone: 817-590-2818
 Fax: 817-590-0505
 web: www.penntexusa.com
 email: sales@penntexusa.com

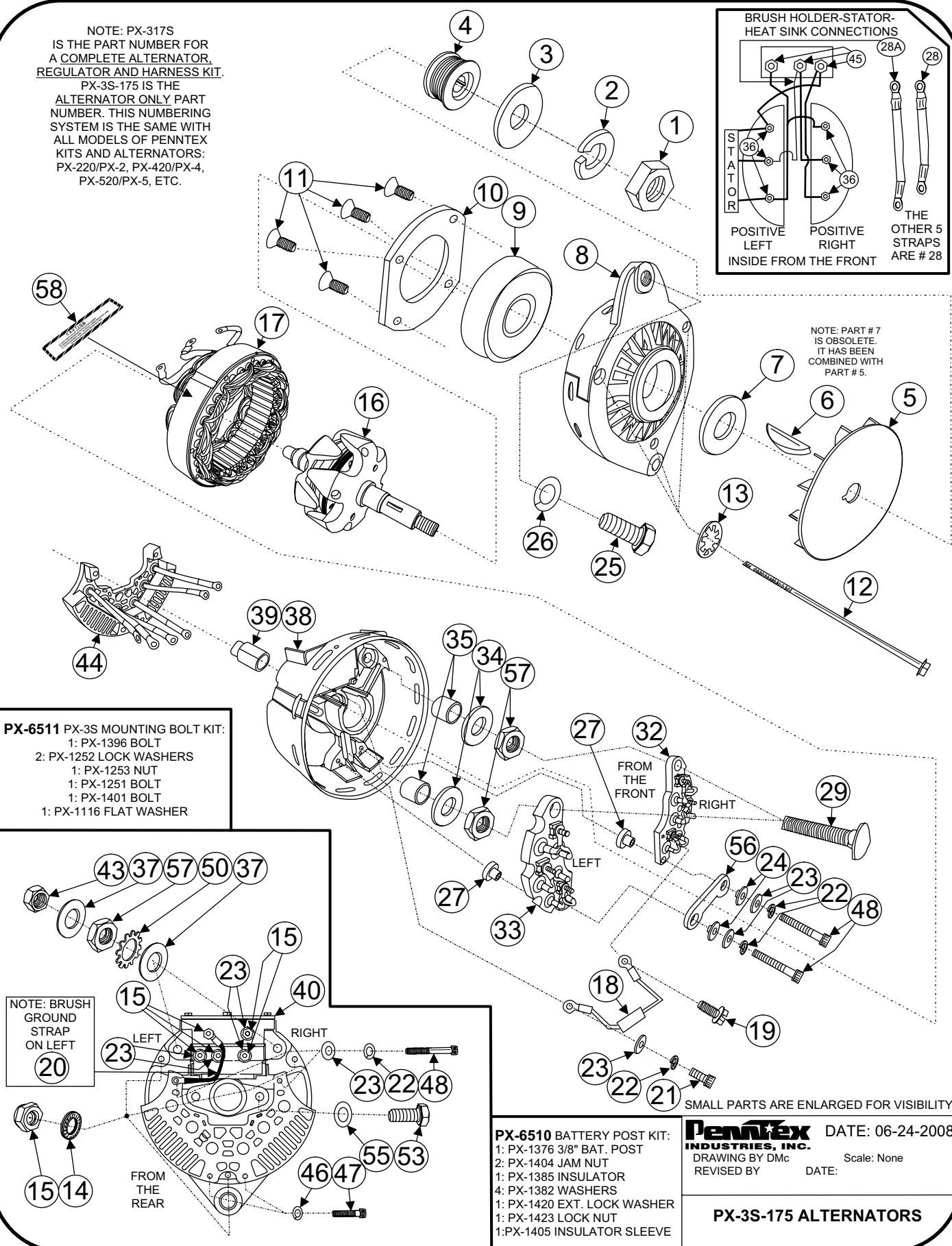
PennTex 02-01-2008

NOTE: PX-317S IS THE PART NUMBER FOR A COMPLETE ALTERNATOR, REGULATOR AND HARNESS KIT.

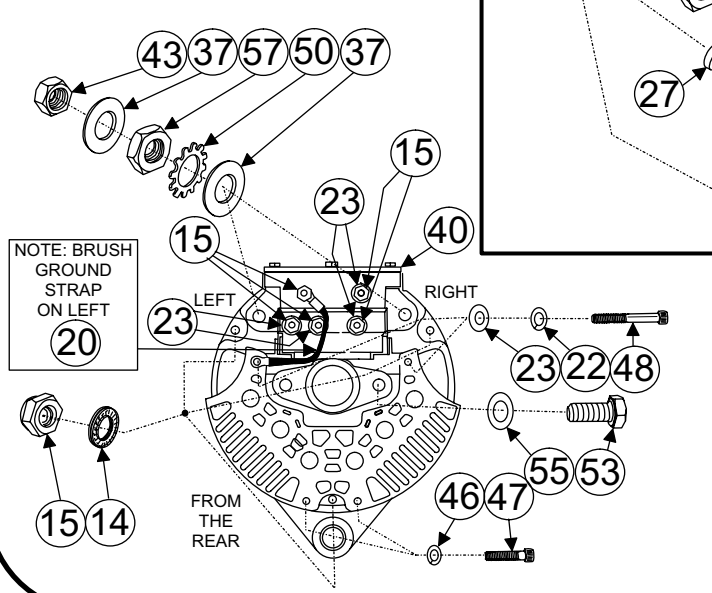
PX-3S-175 IS THE ALTERNATOR ONLY PART NUMBER. THIS NUMBERING SYSTEM IS THE SAME WITH ALL MODELS OF PENNTEX KITS AND ALTERNATORS: PX-220/PX-2, PX-420/PX-4, PX-520/PX-5, ETC.



NOTE: PART # 7 IS OBSOLETE. IT HAS BEEN COMBINED WITH PART # 5.



- PX-6511 PX-3S MOUNTING BOLT KIT:**
- 1: PX-1396 BOLT
 - 2: PX-1252 LOCK WASHERS
 - 1: PX-1253 NUT
 - 1: PX-1251 BOLT
 - 1: PX-1401 BOLT
 - 1: PX-1116 FLAT WASHER



- PX-6510 BATTERY POST KIT:**
- 1: PX-1376 3/8" BAT. POST
 - 2: PX-1404 JAM NUT
 - 1: PX-1385 INSULATOR
 - 4: PX-1382 WASHERS
 - 1: PX-1420 EXT. LOCK WASHER
 - 1: PX-1423 LOCK NUT
 - 1: PX-1405 INSULATOR SLEEVE

PennTex INDUSTRIES, INC.
DRAWING BY DMc
REVISED BY DATE:

DATE: 06-24-2008
Scale: None

PX-3S-175 ALTERNATORS

PX-3S-175

PARTS LIST

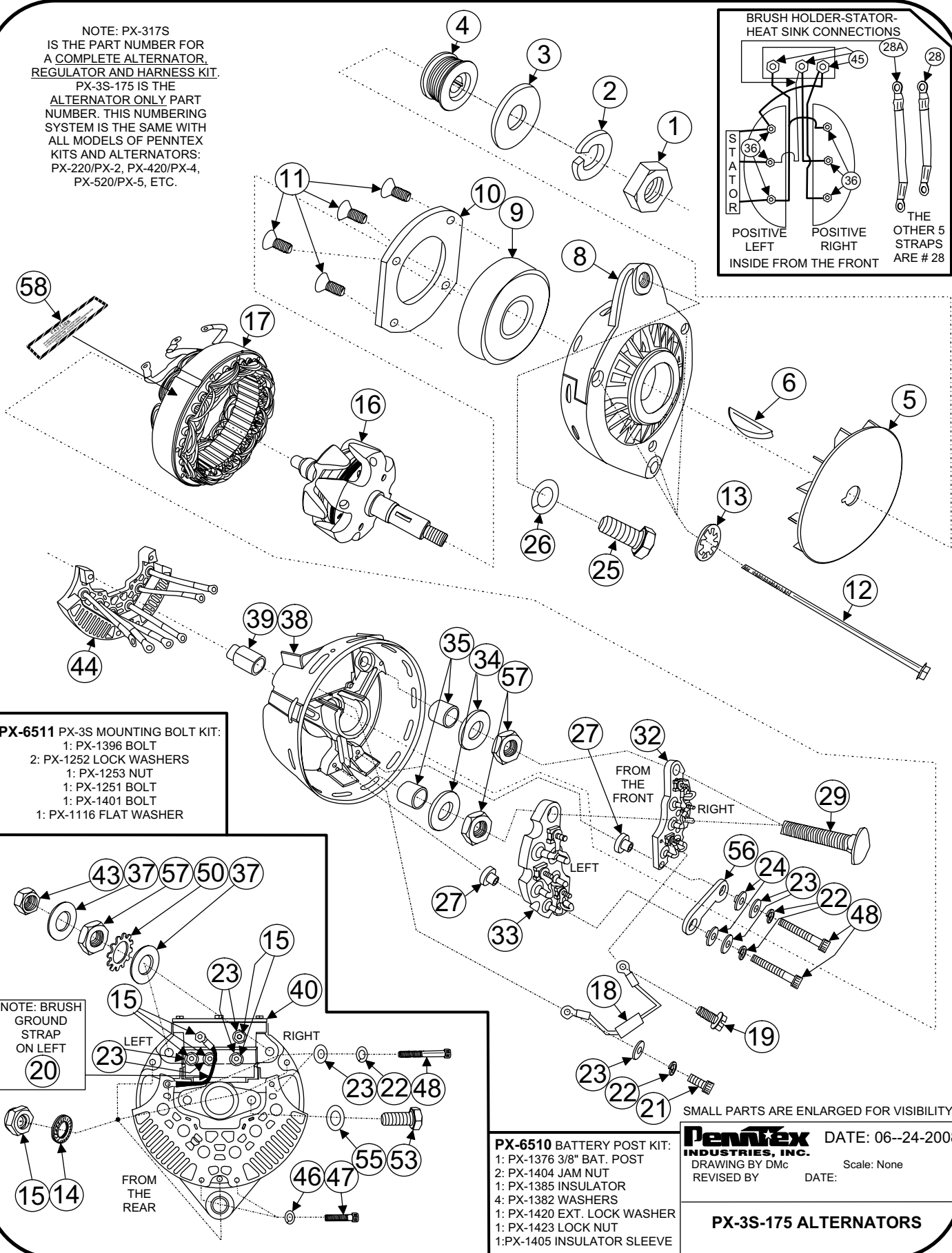
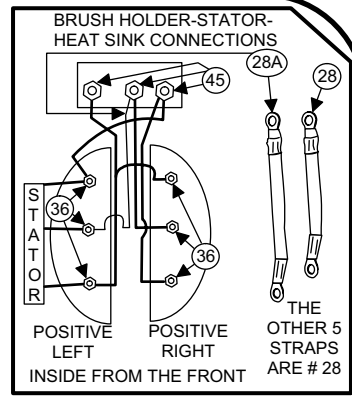
Serial #'s 080446449 to 070553264



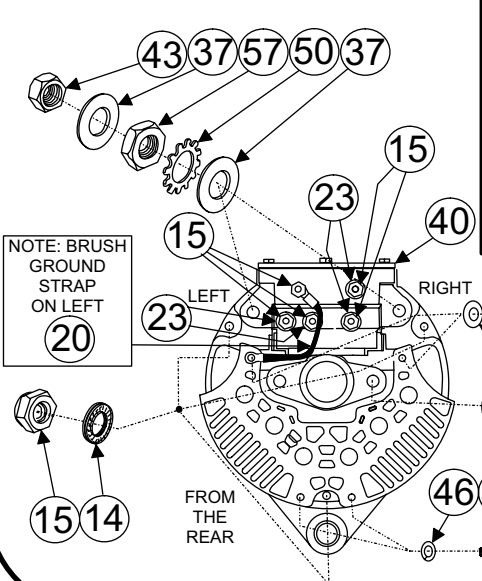
No.	Part #	Description	Qty.	No.	Part #	Description	Qty.
1	PX-1083	Nut, Rotor	1	45	PX-1113	Nut, 10-32 Keps	3
2	PX-1059	Washer, Rotor Lock	1	46	PX-1104	Washer, 1/4" Lock	2
3	PX-1058	Spacer, Fan	1	47	PX-1380	Bolt, 1/4-20x1-1/2" SHC	2
4	PA-4024	Pulley, 2.25 K8 No Boss LB	1	48	PX-1377	Screw, 10-32x1-1/4" SHC	4
5	PX-1409	Fan, Cooling (PX3&6)	1	50	PX-1420	Washer, 3/8" External Lock	2
6	PX-1080	Key, Woodruff (PX3&6)	1	53	PX-1401	Screw, 5/16x3/4" Cap	1
8	PX-1073	Housing, Front (PX3&6)	1	55	PX-1116	Washer, 5/16" Flat	1
9	PX-1074	Bearing, Front (PX2/3/4G/5)	1	56	PX-1386	Strap, Positive Heat Sink	1
10	PX-1075	Retainer, Bearing (PX3&6)	1	57	PX-1404	Nut, 3/8" Steel Jam	4
11	PX-1301	Screw, Front Bearing Retainer	4	58	PX-1387	Decal, Caution (PX3&6)	1
12	PX-1092	Bolt, Thru	3	***	PX-6510	Battery Post Kit	2
13	PX-1101	Washer, #10 Internal Lock	3	***	PX-6511	Mounting Bolt Kit (PX3S)	1
14	PX-1269	Washer, #10 Nord Locking	3	***	PX-3513	Hsg Asm, Rear W/O Stator	1
15	PX-1213	Nut, 10-32 Nylon Lock	8	***		Not Shown On Drawing	
16	PA-4215	Rotor, 28 Volt	1				
17	PA-4444	Stator, 28V 175A (PX3) DD	1			Contact Us:	
18	PX-3514	Capacitor Assembly (PX3)	1			Phone: 817-590-2818	
19	PX-1096	Screw, 8-32x3/8" Hex	1			Fax: 817-590-0505	
20	PX-3100	Strap, Brush Holder Ground	1			web: www.penntexusa.com	
21	PX-1303	Screw, 10-32x1/2 SHC	1			email: sales@penntexusa.com	
22	PX-1100	Washer, #10 Lock	5				
23	PX-1111	Washer, #10 Flat	9				
24	PX-1091	Insulator, Shoulder (PX3&6)	2				
25	PX-1251	Bolt, 1/2x13x1" Hex Gr 8	1				
26	PX-1252	Washer, 1/2 Split Lock Gr 8	1				
27	PX-1090	Insulator, Positive Heat Sink	2				
28	PX-3510	Strap, Rectifier A/C (PX3&6)	5				
28A	PX-3510L	Strap, Rectifier A/C Long (PX3&6)	1				
29	PX-1376	Battery Post, 3/8x2-1/2" (PX3)	2				
32	PX-6504	Heat Sink Asm, Pos R (PX3)	1				
33	PX-3504	Heat Sink Asm, Pos L (PX3)	1				
34	PX-1385	Insulator, Heat Sink 3/8" (PX3)	2				
35	PX-1405	Sleeve, 3/8" Battery Post (PX3)	2				
36	PX-1099	Nut, 8-32 Keps	6				
37	PX-1382	Washer, 3/8" Flat (PX3&6)	4				
38	PX-1375	Housing, Rear PX3&6)	1				
39	PX-1081	Bearing, Rear (INA)	1				
40	PX-3517	Brush Assembly, New (PX3&6)	1				
43	PX-1423	Nut, 3/8" Steel Lock	2				
44	PX-6506	Heat Sink Asm, Neg Ext (PX3)	1				

PennTex 02-01-2008

NOTE: PX-317S IS THE PART NUMBER FOR A COMPLETE ALTERNATOR, REGULATOR AND HARNESS KIT. PX-3S-175 IS THE ALTERNATOR ONLY PART NUMBER. THIS NUMBERING SYSTEM IS THE SAME WITH ALL MODELS OF PENNTEX KITS AND ALTERNATORS: PX-220/PX-2, PX-420/PX-4, PX-520/PX-5, ETC.



PX-6511 PX-3S MOUNTING BOLT KIT:
1: PX-1396 BOLT
2: PX-1252 LOCK WASHERS
1: PX-1253 NUT
1: PX-1251 BOLT
1: PX-1401 BOLT
1: PX-1116 FLAT WASHER



SMALL PARTS ARE ENLARGED FOR VISIBILITY

PX-6510 BATTERY POST KIT:
1: PX-1376 3/8" BAT. POST
2: PX-1404 JAM NUT
1: PX-1385 INSULATOR
4: PX-1382 WASHERS
1: PX-1420 EXT. LOCK WASHER
1: PX-1423 LOCK NUT
1: PX-1405 INSULATOR SLEEVE

Penntex INDUSTRIES, INC. DATE: 06-24-2008
DRAWING BY Dmc Scale: None
REVISED BY DATE:

PX-3S-175 ALTERNATORS

PX-3S-175 (28 VOLT)

PARTS LIST

Serial #'s 070553265 to Present

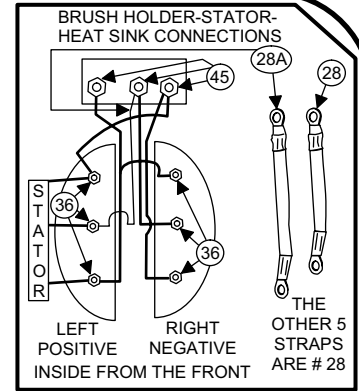


No.	Part #	Description	Qty.	No.	Part #	Description	Qty.
1	PX-1083	Nut, Rotor	1	45	PX-1113	Nut, 10-32 Keps	3
2	PX-1059	Washer, Rotor Lock	1	46	PX-1104	Washer, 1/4" Lock	2
3	PX-1058	Spacer, Fan	1	47	PX-1380	Bolt, 1/4-20x1-1/2" SHC	2
4	PA-4024	Pulley, 2.25 K8 No Boss LB	1	48	PX-1377	Screw, 10-32x1-1/4" SHC	4
5	PX-1409	Fan, Cooling (PX3&6)	1	50	PX-1420	Washer, 3/8" External Lock	2
6	PX-1080	Key, Woodruff (PX3&6)	1	53	PX-1401	Screw, 5/16x3/4" Cap	1
8	PX-1073	Housing, Front (PX3&6)	1	55	PX-1116	Washer, 5/16" Flat	1
9	PX-1074	Bearing, Front (PX2/3/4G/5)	1	56	PX-1386	Strap, Positive Heat Sink	1
10	PX-1075	Retainer, Bearing (PX3&6)	1	57	PX-1404	Nut, 3/8" Steel Jam	4
11	PX-1301	Screw, Front Bearing Retainer	4	58	PX-1387	Decal, Caution (PX3&6)	1
12	PX-1092	Bolt, Thru	3	***	PX-6510	Battery Post Kit	2
13	PX-1101	Washer, #10 Internal Lock	3	***	PX-6511	Mounting Bolt Kit (PX3S)	1
14	PX-1269	Washer, #10 Nord Locking	3	***	PX-3513	Hsg Asm, Rear W/O Stator	1
15	PX-1213	Nut, 10-32 Nylon Lock	8	***		Not Shown In Drawing	
16	PA-4215	Rotor, 28 Volt	1				
17	PA-4444	Stator, 28V 175A (PX3) DD	1			NOTE: A 28 Volt PX-3S-175	
18	PX-3514	Capacitor Assembly (PX3)	1			uses a PX-4024 Voltage	
19	PX-1096	Screw, 8-32x3/8" Hex	1			Regulator and a PX-3502-3	
20	PX-3100	Strap, Brush Holder Ground	1			Harness.	
21	PX-1303	Screw, 10-32x1/2 SHC	1			Contact Us:	
22	PX-1100	Washer, #10 Lock	5			Phone: 817-590-2818	
23	PX-1111	Washer, #10 Flat	9			Fax: 817-590-0505	
24	PX-1091	Insulator, Shoulder (PX3&6)	2			web: www.penntexusa.com	
25	PX-1251	Bolt, 1/2x13x1" Hex Gr 8	1			email: sales@penntexusa.com	
26	PX-1252	Washer, 1/2 Split Lock Gr 8	1				
27	PX-1090	Insulator, Positive Heat Sink	2				
28	PX-3510	Strap, Rectifier A/C (PX3&6)	5				
28A	PX-3510L	Strap, Rectifier A/C Long (PX3&6)	1				
29	PX-1376	Battery Post, 3/8x2-1/2" (PX3)	2				
32	PX-6504	Heat Sink Asm, Pos R (PX3)	1				
33	PX-3504	Heat Sink Asm, Pos L (PX3)	1				
34	PX-1385	Insulator, Heat Sink 3/8" (PX3)	2				
35	PX-1405	Sleeve, 3/8" Battery Post (PX3)	2				
36	PX-1099	Nut, 8-32 Keps	6				
37	PX-1382	Washer, 3/8" Flat (PX3&6)	4				
38	PX-1375	Housing, Rear PX3&6)	1				
39	PX-1081	Bearing, Rear (INA)	1				
40	PX-3517	Brush Assembly, New (PX3&6)	1				
43	PX-1423	Nut, 3/8" Steel Lock	2				
44	PX-6506	Heat Sink Asm, Neg Ext (PX3)	1				

PennTex 02-01-2008

NOTE: PX-320S IS THE PART NUMBER FOR A COMPLETE ALTERNATOR, REGULATOR AND HARNESS KIT.

PX-3S-200 IS THE ALTERNATOR ONLY PART NUMBER. THIS NUMBERING SYSTEM IS THE SAME WITH ALL MODELS OF PENNTEX KITS AND ALTERNATORS: PX-220/PX-2, PX-420/PX-4, PX-520/PX-5, ETC.



NOTE: PART # 7 IS OBSOLETE. IT HAS BEEN COMBINED WITH PART # 5.

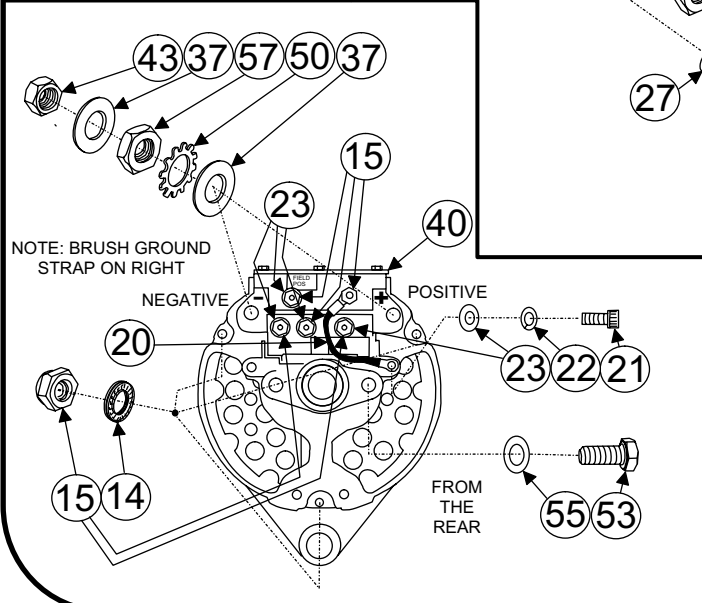
NOTE: VERY EARLY PX-3 BATTERY POSTS WERE 5/16" IN DIAMETER INSTEAD OF 3/8". PARTS LIST AT LEFT.

5/16" BATTERY POST PARTS FOR ONE COMPLETE POST: ONLY USED IN VERY EARLY PX-3 (NOT ON PARTS LIST)

- 1: PX-1118 5/16" BATTERY POST
- 2: PX-1116 5/16" FLAT WASHERS
- 1: PX-1105 5/16" JAM NUT
- 1: PX-1106 5/16" LOCK NUT
- 1: PX-1205 5/16" INS. SLEEVE
- 2: PX-1071 5/16" INS. WASHERS

PX-6511 PX-3S MOUNTING BOLT KIT:

- 1: PX-1396 BOLT
- 2: PX-1252 LOCK WASHERS
- 1: PX-1253 NUT
- 1: PX-1251 BOLT
- 1: PX-1401 BOLT
- 1: PX-1116 FLAT WASHER



PX-6510 BATTERY POST KIT:

- 1: PX-1376 3/8" BAT. POST
- 2: PX-1404 JAM NUT
- 1: PX-1385 INSULATOR
- 4: PX-1382 WASHERS
- 1: PX-1420 EXT. LOCK WASHER
- 1: PX-1423 LOCK NUT
- 1: PX-1405 INSULATOR SLEEVE

SMALL PARTS ARE ENLARGED FOR VISIBILITY

Penntex INDUSTRIES, INC. DATE: 06-24-2008
DRAWING BY DMc Scale: None
REVISED BY DATE:

PX-3S ALTERNATORS



PX-3S-200

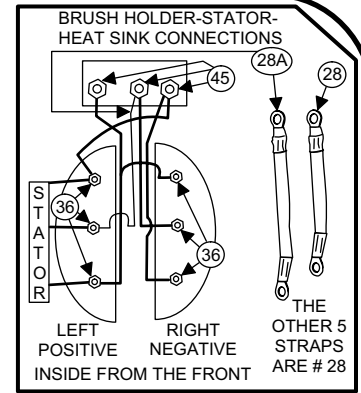
PARTS LIST

Serial #'s 0395029 to 100235241

No.	Part #	Description	Qty.
1	PX-1083	Nut, Rotor	1
2	PX-1059	Washer, Rotor Lock	1
3	PX-1058	Spacer, Fan	1
4	PX-1355	Pulley, 2.5 K8 LB (PX3&6)	1
5	PX-1409	Fan, Cooling (PX3&6)	1
6	PX-1080	Key, Woodruff (PX3&6)	1
7	none	Spacer, Fan (Now Part Of #5)	0
8	PX-1073	Housing, Front (PX3&6)	1
9	PX-1074	Bearing, Front	1
10	PX-1075	Retainer, Bearing (PX3&6)	1
11	PX-1301	Screw, Front Bearing Retainer	4
12	PX-1364	Bolt, Thru	3
13	PX-1101	Washer, #10 Internal Lock	3
14	PX-1269	Washer, #10 Nord Locking	3
15	PX-1213	Nut, 10-32 Nylon Lock	8
16	PX-1077	Rotor, 14V (PX3)	1
17	PX-3503-1	Stator, 14V, 200 Amp (PX3)	1
18	PX-3514	Capacitor Assembly (PX3)	1
19	PX-1096	Screw, 8-32x3/8" Hex	2
20	PX-3100	Strap, Brush Holder Ground	1
21	PX-1303	Screw, 10-32x1/2" SHC	1
22	PX-1100	Washer, #10 Lock	3
23	PX-1111	Washer, #10 Flat	9
24	PX-1091	Insulator, Shoulder (PX3&6)	1
25	PX-1251	Bolt, 1/2x13x1" Hex Gr 8	1
26	PX-1252	Washer, 1/2" Split Lock Gr 8	1
27	PX-1090	Insulator, Positive Heat Sink	1
28	PX-3510	Strap, Rectifier A/C (PX3&6)	5
28A	PX-3510L	Strap, Rectifier Long (PX3&6)	1
29	PX-1376	Battery Post, 3/8x2-1/2" (PX3)	2
32	PX-3504	Heat Sink Asm, Pos L (PX3)	1
33	PX-3505	Heat Sink Asm, Neg R (PX3)	1
34	PX-1385	Insulator, Heat Sink 3/8" (PX3)	2
35	PX-1405	Sleeve, 3/8" Battery Post (PX3)	1
36	PX-1099	Nut, 8-32 Keps	6
37	PX-1382	Washer, 3/8" Flat	6
38	PX-1375	Housing, Rear (PX3&6 3/8")	1
39	PX-1081	Bearing, Rear (INA)	1
40	PX-3517	Brush Assembly, New (PX3&6)	1
43	PX-1423	Nut, 3/8" Steel Lock (PX3&6)	2

No.	Part #	Description	Qty.
45	PX-1113	Nut, 10-32 Keps	5
48	PX-1114	Screw, 10-32x1" SHC	2
50	PX-1420	Washer, 3/8" Ext Lock (PX3)	2
53	PX-1401	Screw, 5/16x3/4" Hex Cap	1
55	PX-1116	Washer, 5/16" Flat	1
57	PX-1404	Nut, 3/8" Steel Jam (PX3&6)	4
58	PX-1387	Decal, Caution (PX3&6)	1
***	PX-6510	Battery Post Assembly (PX3)	2
		NOTE: includes parts used on either a positive or negative post. See parts breakdown for proper parts useage.	
		NOTE: some very early PX3 models used 5/16" bat. posts. A parts list for them is on the left side of the parts drawing.	
***	PX-6511	Kit, Mounting Bolt (PX3S)	1
***	PX-3535	Housing Asm,Rear W/O Stator (complete rear housing with all parts except stator. This assembly has 3/8" bat. posts.)	1
***		Not Shown In Drawing	
		Contact Us: Phone: 817-590-2818 Fax: 817-590-0505 web: www.penntexusa.com email: sales@penntexusa.com	
		PennTex 02-01-2008	

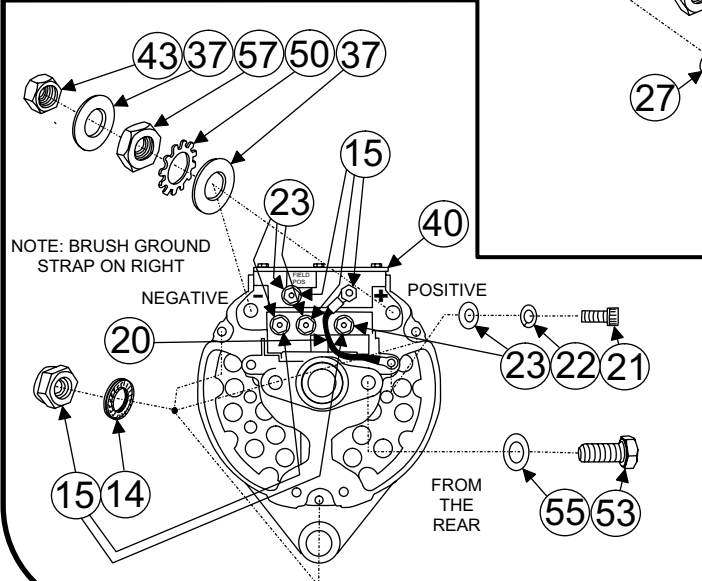
NOTE: PX-320S OR PX-325S IS THE PART NUMBER FOR A COMPLETE ALTERNATOR, REGULATOR AND HARNESS KIT. PX-3S-200 OR PX-3S-250 IS THE ALTERNATOR ONLY PART NUMBER. THIS NUMBERING SYSTEM IS THE SAME WITH ALL MODELS OF PENNTEX KITS AND ALTERNATORS: PX-220/PX-2, PX-420/PX-4, PX-520/PX-5, ETC.



NOTE: PART # 7 IS OBSOLETE. IT HAS BEEN COMBINED WITH PART # 5.

NOTE: PX-3 ALTERNATORS MADE DURING THIS PERIOD ALL HAD 3/8" BATTERY POSTS.

- PX-6511 PX-3S MOUNTING BOLT KIT:**
- 1: PX-1396 BOLT
 - 2: PX-1252 LOCK WASHERS
 - 1: PX-1253 NUT
 - 1: PX-1251 BOLT
 - 1: PX-1401 BOLT
 - 1: PX-1116 FLAT WASHER



- PX-6510 BATTERY POST KIT:**
- 1: PX-1376 3/8" BAT. POST
 - 2: PX-1404 JAM NUT
 - 1: PX-1385 INSULATOR
 - 4: PX-1382 WASHERS
 - 1: PX-1420 EXT. LOCK WASHER
 - 1: PX-1423 LOCK NUT
 - 1: PX-1405 INSULATOR SLEEVE

SMALL PARTS ARE ENLARGED FOR VISIBILITY

Penntex INDUSTRIES, INC. DATE: 06-24-2008
DRAWING BY DMc. Scale: None
REVISED BY DATE:

PX-3S-200 & 250 ALTERNATORS

PX-3S 200 & 250

PARTS LIST

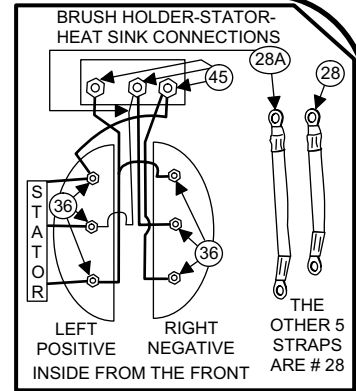
Serial #'s 100235242 to 070553264



No.	Part #	Description	Qty.	No.	Part #	Description	Qty.
1	PX-1083	Nut, Rotor	1	43	PX-1423	Nut, 3/8" Steel Lock (PX3&6)	2
2	PX-1059	Washer, Rotor Lock	1	45	PX-1113	Nut, 10-32 Keps	5
3	PX-1058	Spacer, Fan	1	48	PX-1114	Screw, 10-32x1" SHC	2
4	PA-4024	Pulley, 2.25 K8 LB (PX3&6)	1	50	PX-1420	Washer, 3/8" Ext Lock (PX3)	2
5	PX-1409	Fan, Cooling (PX3&6)	1	53	PX-1401	Screw, 5/16x3/4" Hex Cap	1
6	PX-1080	Key, Woodruff (PX3&6)	1	55	PX-1116	Washer, 5/16" Flat	1
7	none	Spacer, Fan (Now Part Of #5)	0	57	PX-1404	Nut, 3/8" Steel Jam (PX3&6)	4
8	PX-1073	Housing, Front (PX3&6)	1	58	PX-1387	Decal, Caution (PX3&6)	1
9	PX-1074	Bearing, Front	1	***	PX-6510	Battery Post Assembly (PX3)	
10	PX-1075	Retainer, Bearing (PX3&6)	1			NOTE: includes parts used	
11	PX-1301	Screw, Front Bearing Retainer	4			on either a positive or negative	
12	PX-1364	Bolt, Thru (PX3)	3			post. See parts breakdown for	
13	PX-1101	Washer, #10 Internal Lock	3			proper parts useage.	2
14	PX-1269	Washer, #10 Nord Locking	3	***	PX-6511	Kit, Mounting Bolt (PX3S)	1
15	PX-1213	Nut, 10-32 Nylon Lock	8	***	PX-3535	Housing Asm, Rear W/O Stator	
16	PX-1077	Rotor, 14V (PX3)	1			(Complete rear housing with	
17	PX-3503-1	Stator, 14V, 200 Amp (PX3)	1			all parts except stator. This	
***	PX-3503-5	Stator, 14V, 250 Amp (PX3)	1			assembly has 3/8" bat. posts.)	1
18	PX-3514	Capacitor Assembly (PX3)	1	***		Not Shown In Drawing	
19	PX-1096	Screw, 8-32x3/8" Hex	2				
20	PX-3100	Strap, Brush Holder Ground	1				
21	PX-1303	Screw, 10-32x1/2" SHC	1			Contact Us:	
22	PX-1100	Washer, #10 Lock	3			Phone: 817-590-2818	
23	PX-1111	Washer, #10 Flat	9			Fax: 817-590-0505	
24	PX-1091	Insulator, Shoulder (PX3&6)	1			web: www.penntexusa.com	
25	PX-1251	Bolt, 1/2x13x1" Hex Gr 8	1			email: sales@penntexusa.com	
26	PX-1252	Washer, 1/2" Split Lock Gr 8	1				
27	PX-1090	Insulator, Positive Heat Sink	1				
28	PX-3510	Strap, Rectifier A/C (PX3&6)	5				
28A	PX-3510L	Strap, Rectifier Long (PX3&6)	1				
29	PX-1376	Battery Post, 3/8x2-1/2" (PX3)	2				
32	PX-3504	Heat Sink Asm, Pos L (PX3)	1				
33	PX-3505	Heat Sink Asm, Neg R (PX3)	1				
34	PX-1385	Insulator, Heat Sink 3/8" (PX3)	2				
35	PX-1405	Sleeve, 3/8" Battery Post (PX3)	1				
36	PX-1099	Nut, 8-32 Keps	6				
37	PX-1382	Washer, 3/8" Flat	6				
38	PX-1375	Housing, Rear (PX3&6 3/8")	1				
39	PX-1081	Bearing, Rear (INA)	1				
40	PX-3517	Brush Assembly, New (PX3&6)	1				

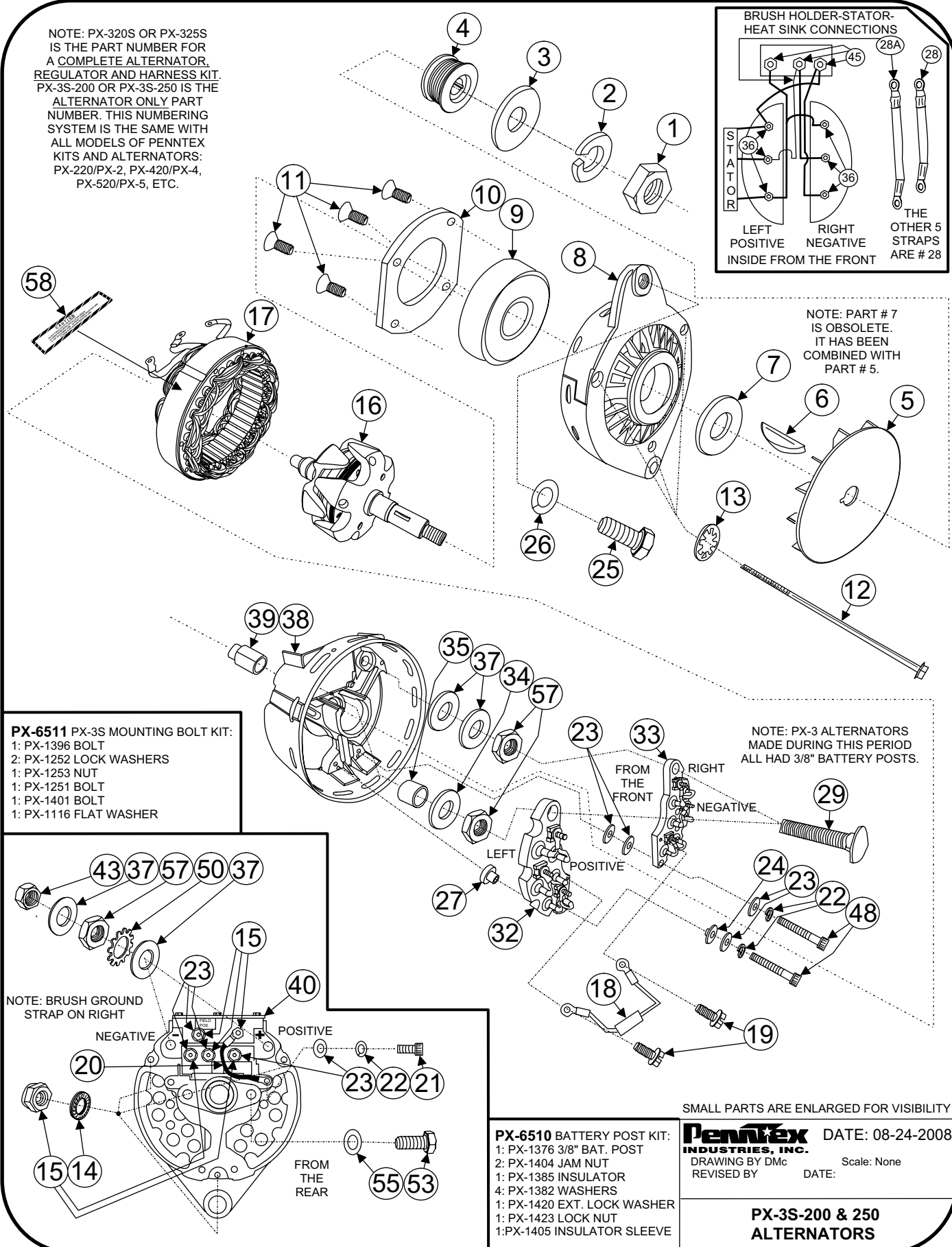
PennTex 02-01-2008

NOTE: PX-320S OR PX-325S IS THE PART NUMBER FOR A COMPLETE ALTERNATOR, REGULATOR AND HARNESS KIT. PX-3S-200 OR PX-3S-250 IS THE ALTERNATOR ONLY PART NUMBER. THIS NUMBERING SYSTEM IS THE SAME WITH ALL MODELS OF PENNTEX KITS AND ALTERNATORS: PX-220/PX-2, PX-420/PX-4, PX-520/PX-5, ETC.

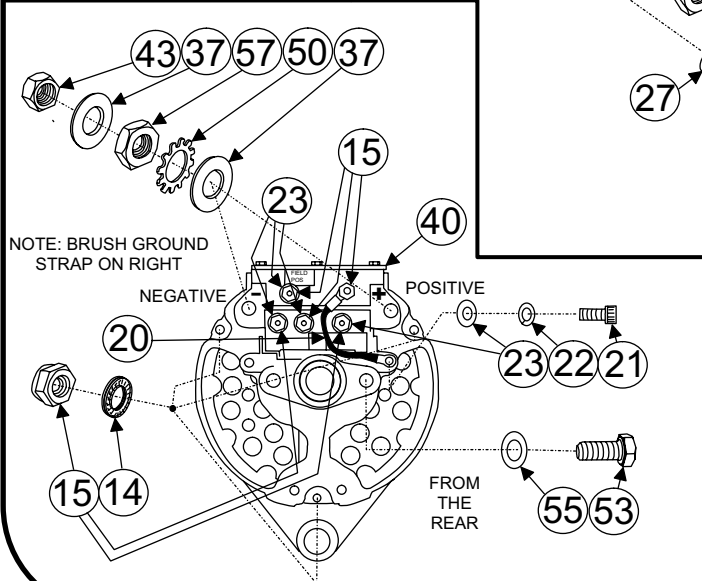


NOTE: PART # 7 IS OBSOLETE. IT HAS BEEN COMBINED WITH PART # 5.

NOTE: PX-3 ALTERNATORS MADE DURING THIS PERIOD ALL HAD 3/8" BATTERY POSTS.



PX-6511 PX-3S MOUNTING BOLT KIT:
 1: PX-1396 BOLT
 2: PX-1252 LOCK WASHERS
 1: PX-1253 NUT
 1: PX-1251 BOLT
 1: PX-1401 BOLT
 1: PX-1116 FLAT WASHER



PX-6510 BATTERY POST KIT:
 1: PX-1376 3/8" BAT. POST
 2: PX-1404 JAM NUT
 1: PX-1385 INSULATOR
 4: PX-1382 WASHERS
 1: PX-1420 EXT. LOCK WASHER
 1: PX-1423 LOCK NUT
 1: PX-1405 INSULATOR SLEEVE

SMALL PARTS ARE ENLARGED FOR VISIBILITY

PennTex INDUSTRIES, INC. DATE: 08-24-2008
 DRAWING BY DMc Scale: None
 REVISED BY DATE:

PX-3S-200 & 250 ALTERNATORS

PX-3S-200 & 250

PARTS LIST

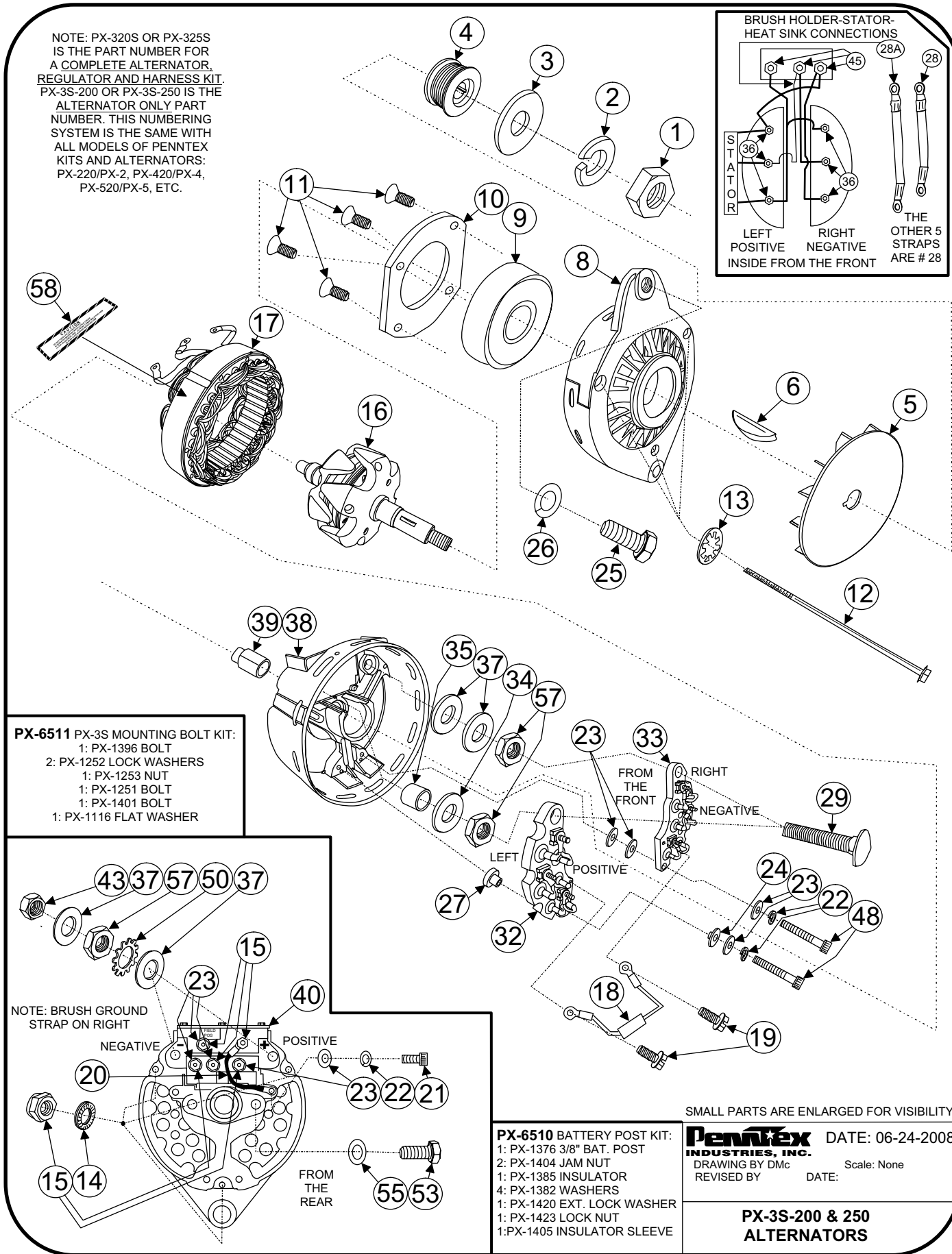
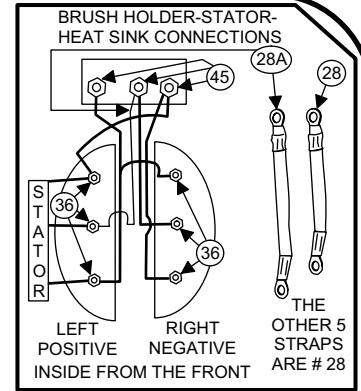
Serial #'s 070553265 to 090555595



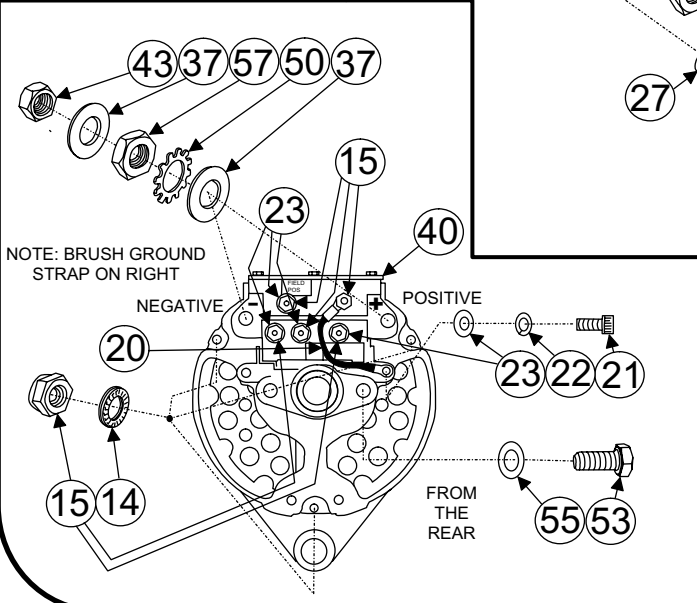
No.	Part #	Description	Qty.
1	PX-1083	Nut, Rotor	1
2	PX-1059	Washer, Rotor Lock	1
3	PX-1058	Spacer, Fan	1
4	PA-4024	Pulley, 2.25 K8 LB (PX3)	1
5	PX-1409	Fan, Cooling (PX3&6)	1
6	PX-1080	Key, Woodruff (PX3&6)	1
7	none	Spacer, Fan (Now Part Of #5)	0
8	PX-1073	Housing, Front (PX3&6)	1
9	PX-1074	Bearing, Front	1
10	PX-1075	Retainer, Bearing (PX3&6)	1
11	PX-1301	Screw, Front Bearing Retainer	4
12	PX-1364	Bolt, Thru (PX3)	3
13	PX-1101	Washer, #10 Internal Lock	3
14	PX-1269	Washer, #10 Nord Locking	3
15	PX-1213	Nut, 10-32 Nylon Lock	8
16	PX-1077	Rotor, 14V (PX3)	1
17	PX-3503-1	Stator, 14V, 200 Amp (PX3)	1
***	PX-3503-5	Stator, 14V, 250 Amp (PX3)	1
18	PX-3514	Capacitor Assembly (PX3)	1
19	PX-1096	Screw, 8-32x3/8" Hex	2
20	PX-3100	Strap, Brush Holder Ground	1
21	PX-1303	Screw, 10-32x1/2" SHC	1
22	PX-1100	Washer, #10 Lock	3
23	PX-1111	Washer, #10 Flat	9
24	PX-1091	Insulator, Shoulder (PX3&6)	1
25	PX-1251	Bolt, 1/2x13x1" Hex Gr 8	1
26	PX-1252	Washer, 1/2" Split Lock Gr 8	1
27	PX-1090	Insulator, Positive Heat Sink	1
28	PX-3510	Strap, Rectifier A/C (PX3&6)	5
28A	PX-3510L	Strap, Rectifier Long (PX3&6)	1
29	PX-1376	Battery Post, 3/8x2-1/2" (PX3)	2
32	PX-3504	Heat Sink Asm, Pos L (PX3)	1
33	PX-3505	Heat Sink Asm, Neg R (PX3)	1
34	PX-1385	Insulator, Heat Sink 3/8" (PX3)	2
35	PX-1405	Sleeve, 3/8" Battery Post (PX3)	1
36	PX-1099	Nut, 8-32 Keps	6
37	PX-1382	Washer, 3/8" Flat	6
38	PX-1375	Housing, Rear (PX3&6 3/8")	1
39	PX-1081	Bearing, Rear (INA)	1
40	PX-3517	Brush Assembly, New (PX3&6)	1

No.	Part #	Description	Qty.
43	PX-1423	Nut, 3/8" Steel Lock (PX3&6)	2
45	PX-1113	Nut, 10-32 Keps	5
48	PX-1114	Screw, 10-32x1" SHC	2
50	PX-1420	Washer, 3/8" Ext Lock (PX3)	2
53	PX-1401	Screw, 5/16x3/4" Hex Cap	1
55	PX-1116	Washer, 5/16" Flat	1
57	PX-1404	Nut, 3/8" Steel Jam (PX3&6)	4
58	PX-1387	Decal, Caution (PX3&6)	1
***	PX-6510	Battery Post Assembly (PX3) NOTE: includes parts used on either a positive or negative post. See parts breakdown for proper parts useage.	2
***	PX-6511	Kit, Mounting Bolt (PX3S)	1
***	PX-3535	Housing Asm,Rear W/O Stator (Complete rear housing with all parts except stator. This assembly has 3/8" bat. posts.)	1
***		Part Not Shown In Drawing	
		Contact Us: Phone: 817-590-2818 Fax: 817-590-0505 web: www.penntexusa.com email: sales@penntexusa.com	
		PennTex 02-01-2008	

NOTE: PX-320S OR PX-325S IS THE PART NUMBER FOR A COMPLETE ALTERNATOR, REGULATOR AND HARNESS KIT. PX-3S-200 OR PX-3S-250 IS THE ALTERNATOR ONLY PART NUMBER. THIS NUMBERING SYSTEM IS THE SAME WITH ALL MODELS OF PENNTEX KITS AND ALTERNATORS: PX-220/PX-2, PX-420/PX-4, PX-520/PX-5, ETC.



PX-6511 PX-3S MOUNTING BOLT KIT:
 1: PX-1396 BOLT
 2: PX-1252 LOCK WASHERS
 1: PX-1253 NUT
 1: PX-1251 BOLT
 1: PX-1401 BOLT
 1: PX-1116 FLAT WASHER



PX-6510 BATTERY POST KIT:
 1: PX-1376 3/8" BAT. POST
 2: PX-1404 JAM NUT
 1: PX-1385 INSULATOR
 4: PX-1382 WASHERS
 1: PX-1420 EXT. LOCK WASHER
 1: PX-1423 LOCK NUT
 1: PX-1405 INSULATOR SLEEVE

SMALL PARTS ARE ENLARGED FOR VISIBILITY

PennTex DATE: 06-24-2008
 INDUSTRIES, INC.
 DRAWING BY DMc Scale: None
 REVISED BY DATE:

**PX-3S-200 & 250
 ALTERNATORS**

PX-3S-200 & 250

PARTS LIST

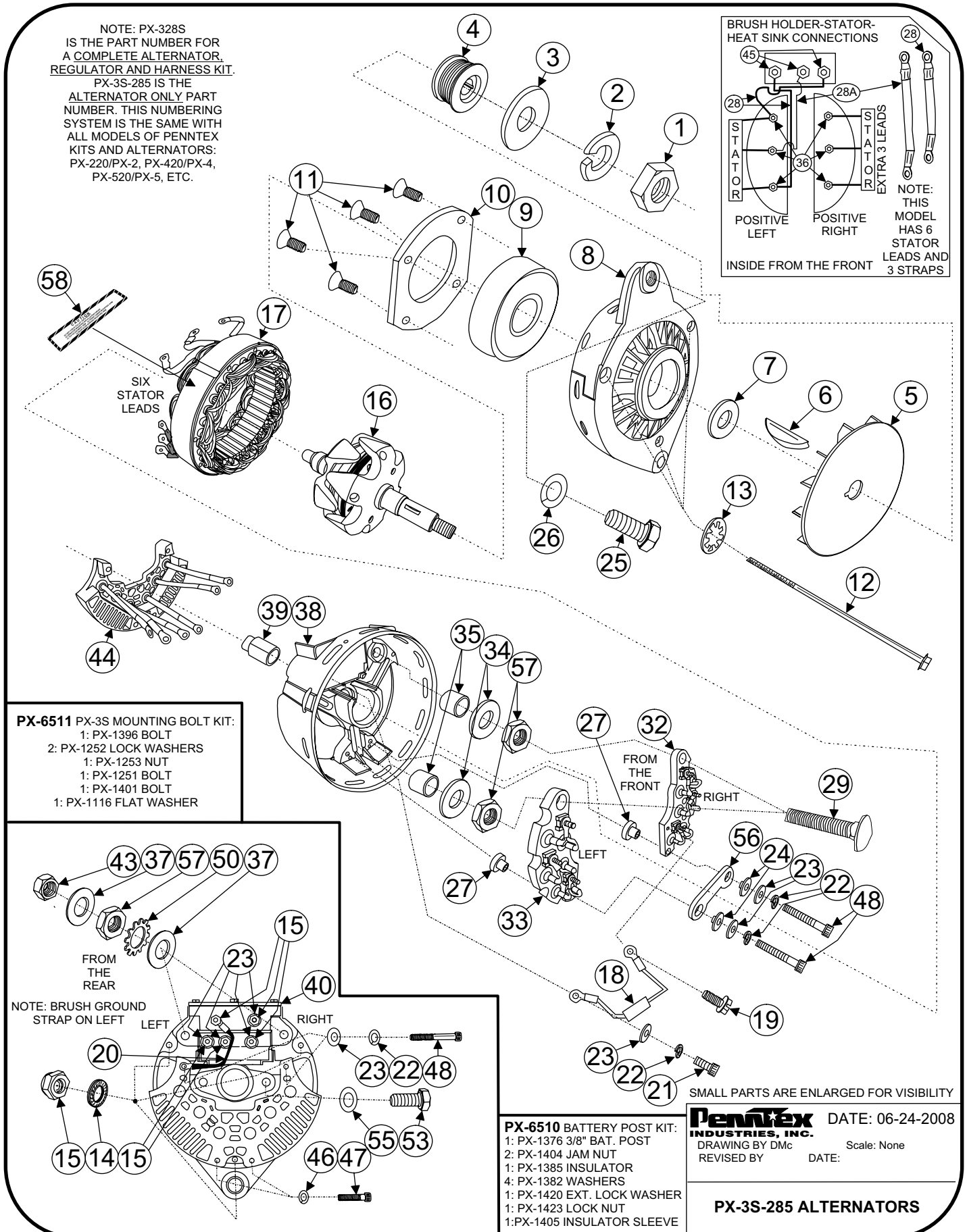
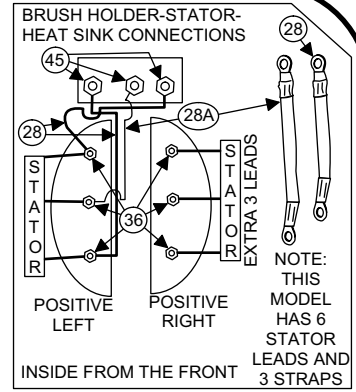
Serial #'s 090555596 to Present



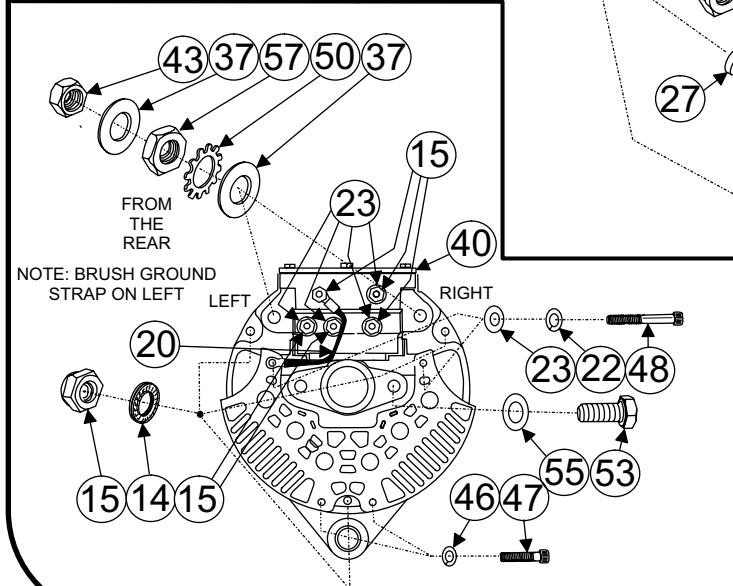
No.	Part #	Description	Qty.	No.	Part #	Description	Qty.
1	PX-1083	Nut, Rotor	1	40	PX-3517	Brush Assembly, New (PX3&6)	1
2	PX-1059	Washer, Rotor Lock	1	43	PX-1423	Nut, 3/8" Steel Lock (PX3&6)	2
3	PX-1058	Spacer, Fan	1	45	PX-1113	Nut, 10-32 Keps	5
4	PA-4024	Pulley, 2.25 K8 LB (PX3)	1	48	PX-1114	Screw, 10-32x1" SHC	2
5	PX-1409	Fan, Cooling (PX3&6)	1	50	PX-1420	Washer, 3/8" Ext Lock (PX3)	2
6	PX-1080	Key, Woodruff (PX3&6)	1	53	PX-1401	Screw, 5/16x3/4" Hex Cap	1
8	PX-1073	Housing, Front (PX3&6)	1	55	PX-1116	Washer, 5/16" Flat	1
9	PX-1074	Bearing, Front	1	57	PX-1404	Nut, 3/8" Steel Jam (PX3&6)	4
10	PX-1075	Retainer, Bearing (PX3&6)	1	58	PX-1387	Decal, Caution (PX3&6)	1
11	PX-1301	Screw, Front Bearing Retainer	4	***	PX-6510	Battery Post Assembly (PX3)	
12	PX-1364	Bolt, Thru (PX3)	3			Note: includes parts to be used on either a positive or negative post. See parts breakdown for proper parts useage.	2
13	PX-1101	Washer, #10 Internal Lock	3	***	PX-6511	Kit, Mounting Bolt (PX3S)	1
14	PX-1269	Washer, #10 Nord Locking	3	***		Not Shown In Drawing	
15	PX-1213	Nut, 10-32 Nylon Lock	8			NOTE: A PX-3S-200 and a PX-3S-250 use a PX-4000 Voltage Regulator and a PX-3502-3 Harness.	
16	PX-1077	Rotor, 14V (PX3)	1			Contact Us:	
17	PX-3503-1	Stator, 14V, 200 Amp (PX3)	1			Phone: 817-590-2818	
***	PX-3503-5	Stator, 14V, 250 Amp (PX3)	1			Fax: 817-590-0505	
18	PX-3514	Capacitor Assembly (PX3)	1			web: www.penntexusa.com	
19	PX-1096	Screw, 8-32x3/8" Hex	2			email: sales@penntexusa.com	
20	PX-3100	Strap, Brush Holder Ground	1				
21	PX-1303	Screw, 10-32x1/2" SHC	1				
22	PX-1100	Washer, #10 Lock	3				
23	PX-1111	Washer, #10 Flat	9				
24	PX-1091	Insulator, Shoulder (PX3&6)	1				
25	PX-1251	Bolt, 1/2x13x1" Hex Gr 8	1				
26	PX-1252	Washer, 1/2" Split Lock Gr 8	1				
27	PX-1090	Insulator, Positive Heat Sink	1				
28	PX-3510	Strap, Rectifier A/C (PX3&6)	5				
28A	PX-3510L	Strap, Rectifier Long (PX3&6)	1				
29	PX-1376	Battery Post, 3/8x2-1/2" (PX3)	2				
32	PX-3504	Heat Sink Asm, Pos L (PX3)	1				
33	PX-3505	Heat Sink Asm, Neg R (PX3)	1				
34	PX-1385	Insulator, Heat Sink 3/8" (PX3)	2				
35	PX-1405	Sleeve, 3/8" Battery Post (PX3)	1				
36	PX-1099	Nut, 8-32 Keps	6				
37	PX-1382	Washer, 3/8" Flat	6				
38	PX-1375	Housing, Rear (PX3&6)	1				
***	PX-3535	Housing Assembly, Rear Without Stator	1				
39	PX-1081	Bearing, Rear (INA)	1				

PennTex 02-01-2008

NOTE: PX-328S IS THE PART NUMBER FOR A COMPLETE ALTERNATOR, REGULATOR AND HARNESS KIT. PX-3S-285 IS THE ALTERNATOR ONLY PART NUMBER. THIS NUMBERING SYSTEM IS THE SAME WITH ALL MODELS OF PENNTEX KITS AND ALTERNATORS: PX-220/PX-2, PX-420/PX-4, PX-520/PX-5, ETC.



PX-6511 PX-3S MOUNTING BOLT KIT:
1: PX-1396 BOLT
2: PX-1252 LOCK WASHERS
1: PX-1253 NUT
1: PX-1251 BOLT
1: PX-1401 BOLT
1: PX-1116 FLAT WASHER



PX-6510 BATTERY POST KIT:
1: PX-1376 3/8" BAT. POST
2: PX-1404 JAM NUT
1: PX-1385 INSULATOR
4: PX-1382 WASHERS
1: PX-1420 EXT. LOCK WASHER
1: PX-1423 LOCK NUT
1: PX-1405 INSULATOR SLEEVE

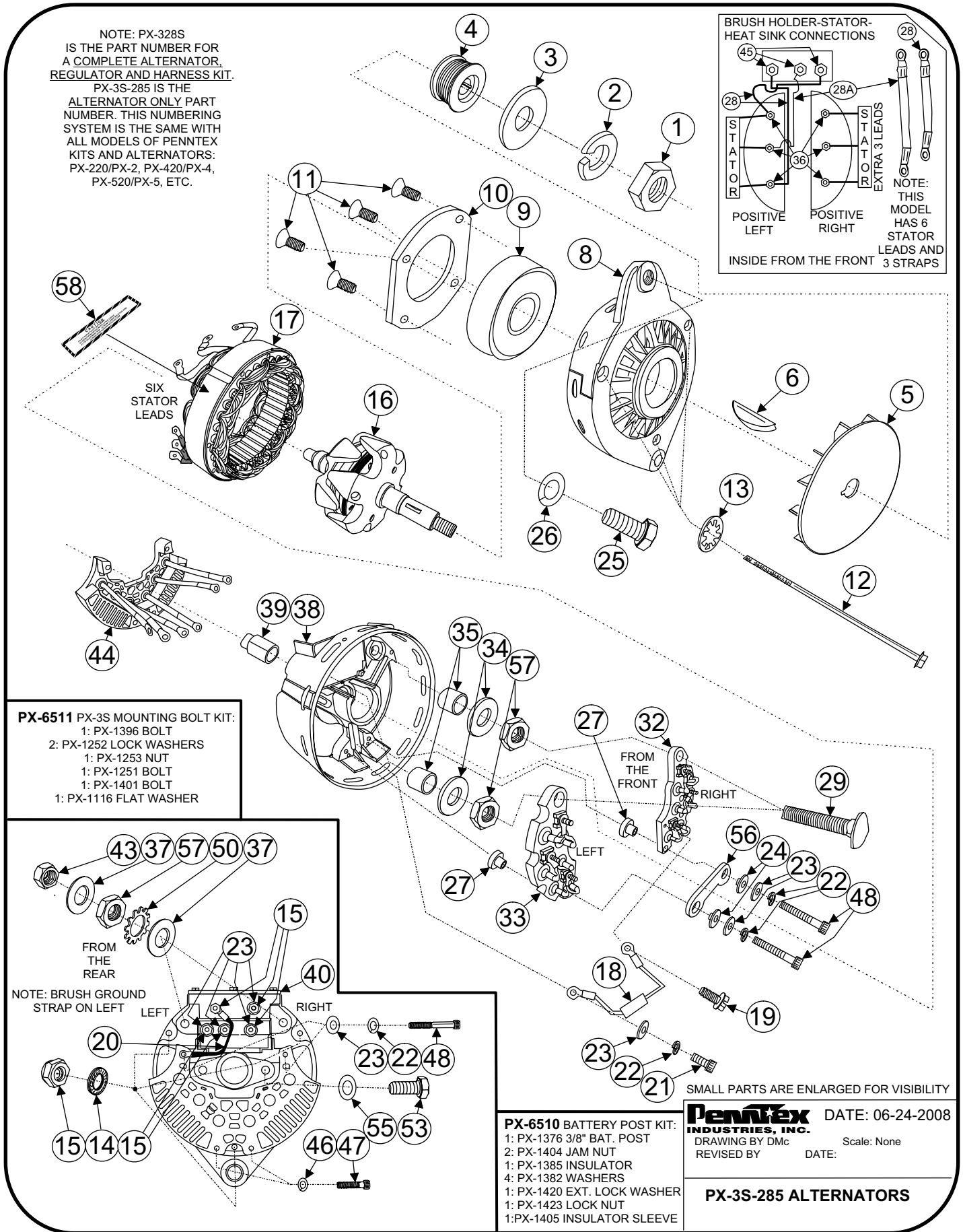
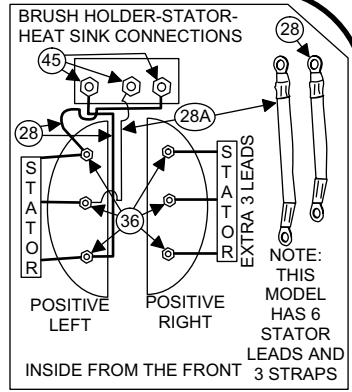
SMALL PARTS ARE ENLARGED FOR VISIBILITY

Penntex INDUSTRIES, INC. DATE: 06-24-2008
DRAWING BY DMc Scale: None
REVISED BY DATE:

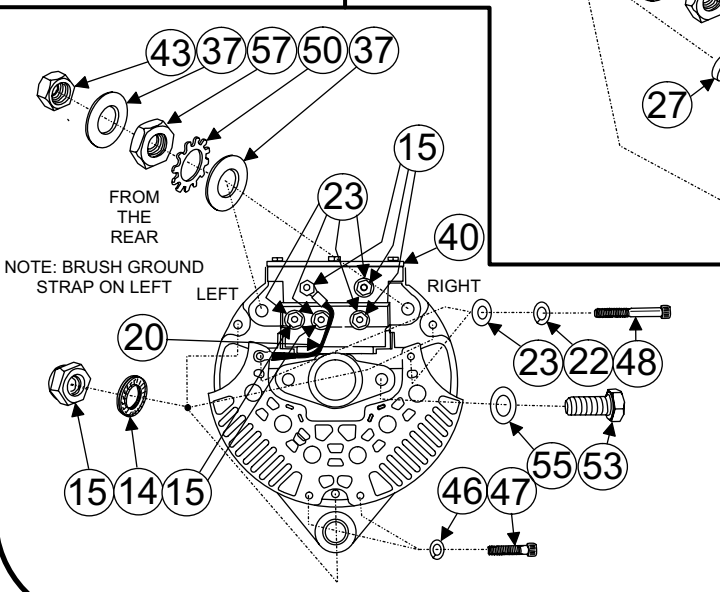
PX-3S-285 ALTERNATORS

NOTE: PX-328S IS THE PART NUMBER FOR A COMPLETE ALTERNATOR, REGULATOR AND HARNESS KIT.

PX-3S-285 IS THE ALTERNATOR ONLY PART NUMBER. THIS NUMBERING SYSTEM IS THE SAME WITH ALL MODELS OF PENNTEX KITS AND ALTERNATORS: PX-220/PX-2, PX-420/PX-4, PX-520/PX-5, ETC.



PX-6511 PX-3S MOUNTING BOLT KIT:
1: PX-1396 BOLT
2: PX-1252 LOCK WASHERS
1: PX-1253 NUT
1: PX-1251 BOLT
1: PX-1401 BOLT
1: PX-1116 FLAT WASHER



PX-6510 BATTERY POST KIT:
1: PX-1376 3/8" BAT. POST
2: PX-1404 JAM NUT
1: PX-1385 INSULATOR
4: PX-1382 WASHERS
1: PX-1420 EXT. LOCK WASHER
1: PX-1423 LOCK NUT
1: PX-1405 INSULATOR SLEEVE

SMALL PARTS ARE ENLARGED FOR VISIBILITY

PennTex INDUSTRIES, INC. DATE: 06-24-2008
DRAWING BY Dmc Scale: None
REVISED BY DATE:

PX-3S-285 ALTERNATORS

PX-3S-285

PARTS LIST

Serial #'s 070553265 to Present

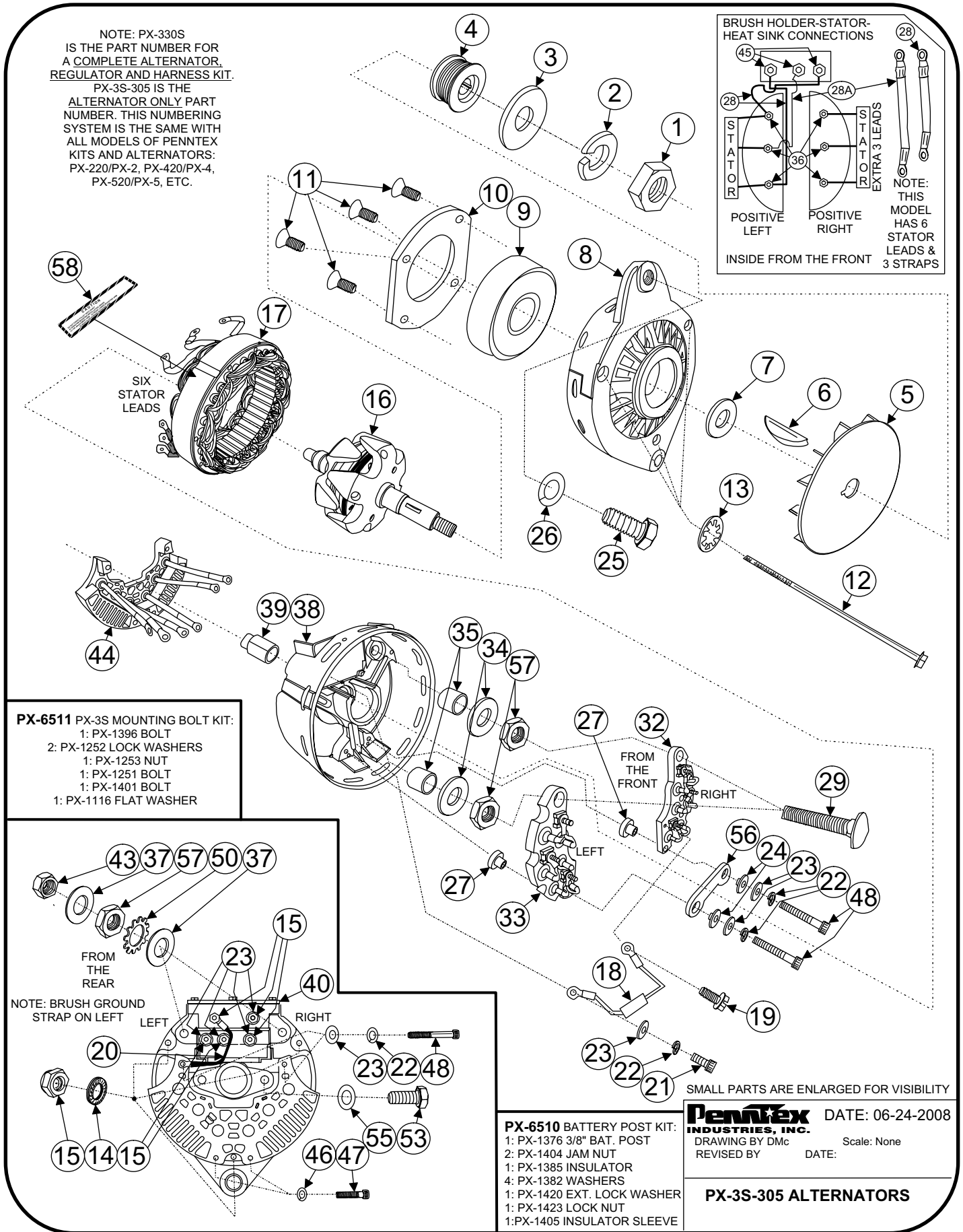
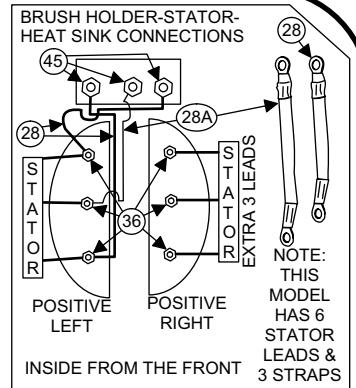


No.	Part #	Description	Qty.
1	PX-1083	Nut, Rotor	1
2	PX-1059	Washer, Rotor Lock	1
3	PX-1058	Spacer, Fan	1
4	PX-1355	Pulley, 2.5 K8 LB (PX3)	1
5	PX-1409	Fan, Cooling (PX3&6)	1
6	PX-1080	Key, Woodruff (PX3&6)	1
8	PX-1073	Housing, Front (PX3&6)	1
9	PX-1074	Bearing, Front (PX2/3/4G/5)	1
10	PX-1075	Retainer, Bearing (PX3&6)	1
11	PX-1301	Screw, Front Bearing Retainer	4
12	PX-1092	Bolt, Thru (PX3)	3
13	PX-1101	Washer, #10 Internal Lock	3
14	PX-1269	Washer, #10 Nord Locking	3
15	PX-1213	Nut, 10-32 Nylon Lock	8
16	PX-1077	Rotor, 14V	1
17	PX-5541	Stator, 14V 285A (PX3)	1
18	PX-3514	Capacitor Assembly (PX3)	1
19	PX-1096	Screw, 8-32x3/8" Hex	1
20	PX-3100	Strap, Brush Holder Ground	1
21	PX-1303	Screw, 10-32x1/2" SHC	1
22	PX-1100	Washer, #10 Lock	5
23	PX-1111	Washer, #10 Flat	9
24	PX-1091	Insulator, Shoulder (PX3&6)	2
25	PX-1251	Bolt, 1/2x13x1" Hex Gr 8	1
26	PX-1252	Washer, 1/2" Split Lock Gr 8	1
27	PX-1090	Insulator, Positive Heat Sink	2
28	PX-3510	Strap, Rectifier A/C (PX3&6)	2
28A	PX-3510L	Strap, Rectifier A/C Long (PX3&6)	1
29	PX-1376	Battery Post, 3/8x2-1/2" (PX3)	2
32	PX-6504	Heat Sink Asm, Pos R (PX3)	1
33	PX-3504	Heat Sink Asm, Pos L (PX3)	1
34	PX-1385	Insulator, Heat Sink 3/8" (PX3)	2
35	PX-1405	Sleeve, 3/8" Battery Post (PX3)	2
36	PX-1099	Nut, 8-32 Keps	6
37	PX-1382	Washer, 3/8" Flat (PX3&6)	4
38	PX-1375	Housing, Rear (PX3&6)	1
39	PX-1081	Bearing, Rear (INA)	1
40	PX-3517	Brush Assembly, New (PX3&6)	1
43	PX-1423	Nut, 3/8" Steel Lock	2
44	PX-6506	Heat Sink Asm, Neg Ext (PX3)	1

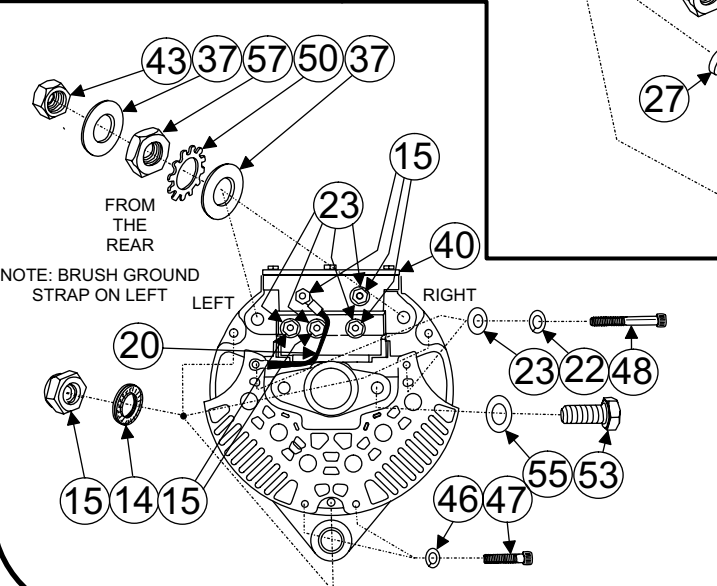
No.	Part #	Description	Qty.
45	PX-1113	Nut, 10-32 Keps	3
46	PX-1104	Washer, 1/4" Lock	2
47	PX-1380	Bolt, 1/4-20x1-1/2" SHC	2
48	PX-1377	Screw, 10-32x1-1/4" SHC	4
50	PX-1420	Washer, 3/8" External Lock	2
53	PX-1401	Screw, 5/16x3/4" Cap	1
55	PX-1116	Washer, 5/16" Flat	1
56	PX-1386	Strap, Positive Heat Sink	1
57	PX-1404	Nut, 3/8" Steel Jam	4
58	PX-1387	Decal, Caution (PX3&6)	1
***	PX-6510	Battery Post Kit	2
***	PX-6511	Mounting Bolt Kit (PX3S)	1
***	PX-3513	Hsg Asm, Rear W/O Stator	1
***		Not Shown In Drawing	
		NOTE: A PX-3S-285 uses a PX-4000 Voltage Regulator and a PX-3502-3 Harness.	
		Contact Us: Phone: 817-590-2818 Fax: 817-590-0505 web: www.penntexusa.com email: sales@penntexusa.com	
		PennTex 02-01-2008	

NOTE: PX-330S IS THE PART NUMBER FOR A COMPLETE ALTERNATOR, REGULATOR AND HARNESS KIT.

PX-3S-305 IS THE ALTERNATOR ONLY PART NUMBER. THIS NUMBERING SYSTEM IS THE SAME WITH ALL MODELS OF PENNTEX KITS AND ALTERNATORS: PX-220/PX-2, PX-420/PX-4, PX-520/PX-5, ETC.



PX-6511 PX-3S MOUNTING BOLT KIT:
 1: PX-1396 BOLT
 2: PX-1252 LOCK WASHERS
 1: PX-1253 NUT
 1: PX-1251 BOLT
 1: PX-1401 BOLT
 1: PX-1116 FLAT WASHER



PX-6510 BATTERY POST KIT:
 1: PX-1376 3/8" BAT. POST
 2: PX-1404 JAM NUT
 1: PX-1385 INSULATOR
 4: PX-1382 WASHERS
 1: PX-1420 EXT. LOCK WASHER
 1: PX-1423 LOCK NUT
 1: PX-1405 INSULATOR SLEEVE

Penntex INDUSTRIES, INC. DATE: 06-24-2008
 DRAWING BY Dmc Scale: None
 REVISED BY DATE:

PX-3S-305 ALTERNATORS

PX-3S-305

PARTS LIST

Serial #'s 0 to 070553264

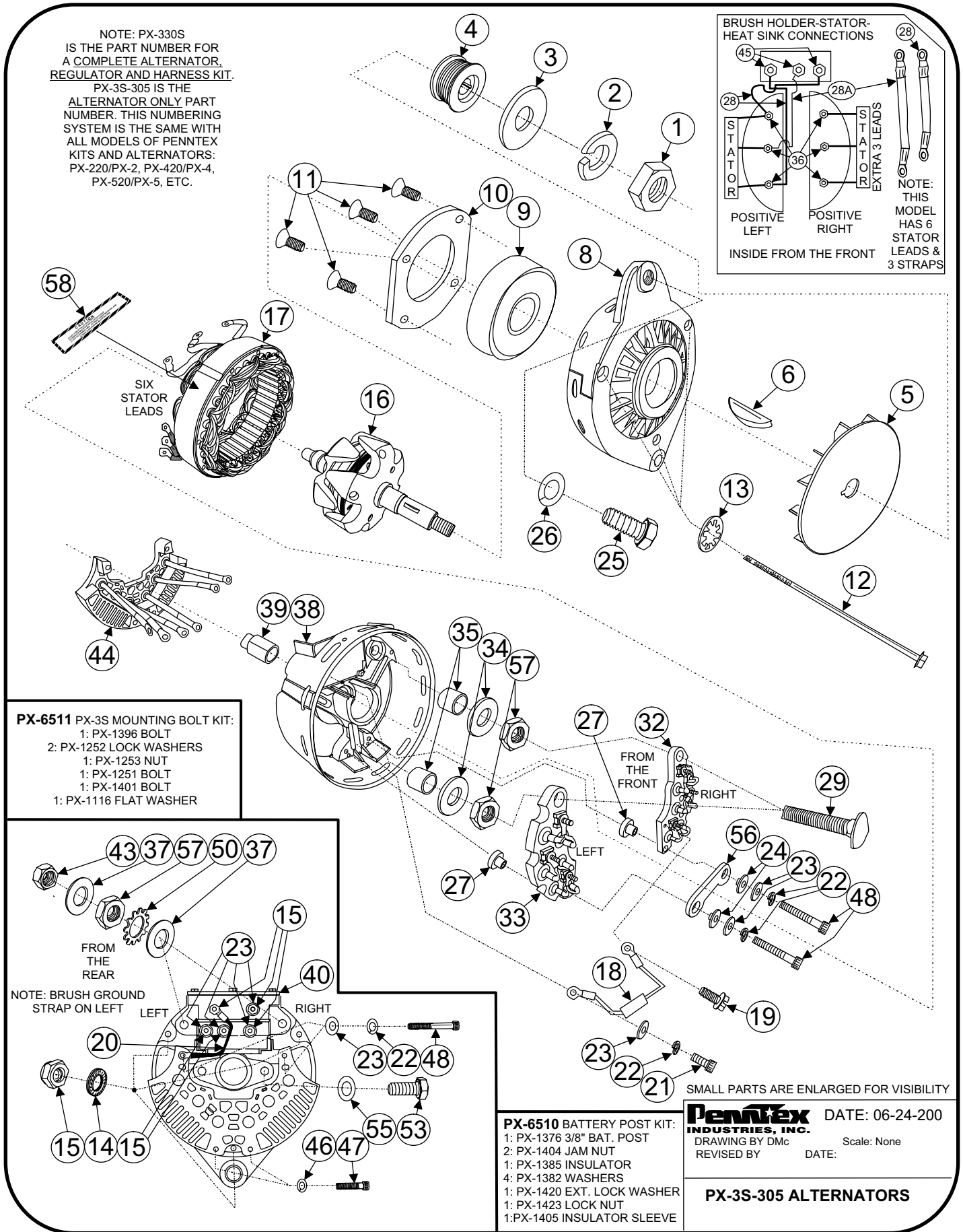
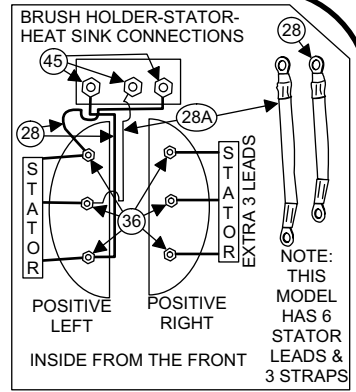


No.	Part #	Description	Qty.
1	PX-1083	Nut, Rotor	1
2	PX-1059	Washer, Rotor Lock	1
3	PX-1058	Spacer, Fan	1
4	PX-1355	Pulley, 2.5 K8 LB (PX3)	1
5	PX-1409	Fan, Cooling (PX3&6)	1
6	PX-1080	Key, Woodruff (PX3&6)	1
7	*	Spacer Now Part Of PX-1409	
8	PX-1073	Housing, Front (PX3&6)	1
9	PX-1074	Bearing, Front (PX2/3/4G/5)	1
10	PX-1075	Retainer, Bearing (PX3&6)	1
11	PX-1301	Screw, Front Bearing Retainer	4
12	PX-1092	Bolt, Thru (PX3)	3
13	PX-1101	Washer, #10 Internal Lock	3
14	PX-1269	Washer, #10 Nord Locking	3
15	PX-1213	Nut, 10-32 Nylon Lock	8
16	PX-1077	Rotor, 14V	1
17	PX-5541	Stator, 14V 305A (PX3)	1
18	PX-3514	Capacitor Assembly (PX3)	1
19	PX-1096	Screw, 8-32x3/8" Hex	1
20	PX-3100	Strap, Brush Holder Ground	1
21	PX-1303	Screw, 10-32x1/2" SHC	1
22	PX-1100	Washer, #10 Lock	5
23	PX-1111	Washer, #10 Flat	9
24	PX-1091	Insulator, Shoulder (PX3&6)	2
25	PX-1251	Bolt, 1/2x13x1" Hex Gr 8	1
26	PX-1252	Washer, 1/2" Split Lock Gr 8	1
27	PX-1090	Insulator, Positive Heat Sink	2
28	PX-3510	Strap, Rectifier A/C (PX3&6)	2
28A	PX-3510L	Strap, Rectifier A/C Long (PX3&6)	1
29	PX-1376	Battery Post, 3/8x2-1/2" (PX3)	2
32	PX-6504	Heat Sink Asm, Pos R (PX3)	1
33	PX-3504	Heat Sink Asm, Pos L (PX3)	1
34	PX-1385	Insulator, Heat Sink 3/8" (PX3)	2
35	PX-1405	Sleeve, 3/8" Battery Post (PX3)	2
36	PX-1099	Nut, 8-32 Keps	6
37	PX-1382	Washer, 3/8" Flat (PX3&6)	4
38	PX-1375	Housing, Rear (PX3&6)	1
39	PX-1081	Bearing, Rear (INA)	1
40	PX-3517	Brush Assembly, New (PX3&6)	1
43	PX-1423	Nut, 3/8" Steel Lock	2

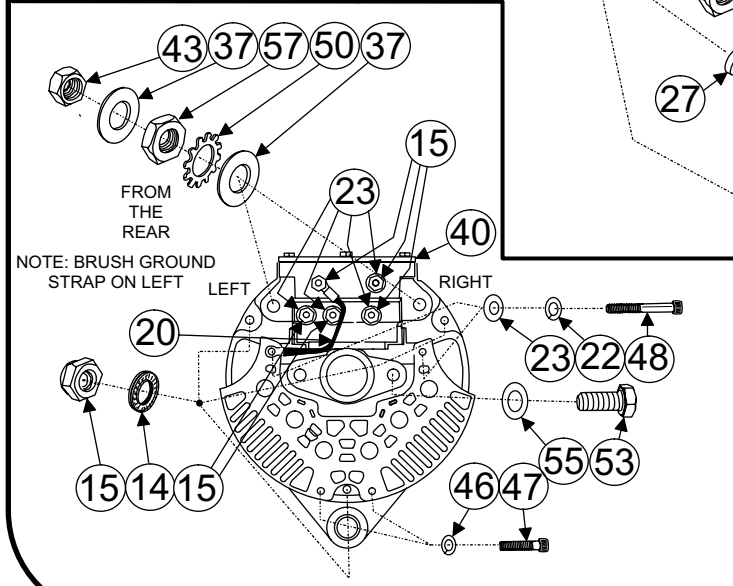
No.	Part #	Description	Qty.
44	PX-6506	Heat Sink Asm, Neg Ext (PX3)	1
45	PX-1113	Nut, 10-32 Keps	3
46	PX-1104	Washer, 1/4" Lock	2
47	PX-1380	Bolt, 1/4-20x1-1/2" SHC	2
48	PX-1377	Screw, 10-32x1-1/4" SHC	4
50	PX-1420	Washer, 3/8" External Lock	2
53	PX-1401	Screw, 5/16x3/4" Cap	1
55	PX-1116	Washer, 5/16" Flat	1
56	PX-1386	Strap, Positive Heat Sink	1
57	PX-1404	Nut, 3/8" Steel Jam	4
58	PX-1387	Decal, Caution (PX3&6)	1
***	PX-6510	Battery Post Kit	2
***	PX-6511	Mounting Bolt Kit (PX3S)	1
***	PX-3513	Hsg Asm, Rear W/O Stator	1
	*	Part Not Available	
***		Not Shown In Drawing	
Contact Us:			
Phone: 817-590-2818			
Fax: 817-590-0505			
web: www.penntexusa.com			
email: sales@penntexusa.com			
PennTex 02-01-2008			

NOTE: PX-330S IS THE PART NUMBER FOR A COMPLETE ALTERNATOR, REGULATOR AND HARNESS KIT.

PX-3S-305 IS THE ALTERNATOR ONLY PART NUMBER. THIS NUMBERING SYSTEM IS THE SAME WITH ALL MODELS OF PENNTEX KITS AND ALTERNATORS: PX-220/PX-2, PX-420/PX-4, PX-520/PX-5, ETC.



PX-6511 PX-3S MOUNTING BOLT KIT:
 1: PX-1396 BOLT
 2: PX-1252 LOCK WASHERS
 1: PX-1253 NUT
 1: PX-1251 BOLT
 1: PX-1401 BOLT
 1: PX-1116 FLAT WASHER



PX-6510 BATTERY POST KIT:
 1: PX-1376 3/8" BAT. POST
 2: PX-1404 JAM NUT
 1: PX-1385 INSULATOR
 4: PX-1382 WASHERS
 1: PX-1420 EXT. LOCK WASHER
 1: PX-1423 LOCK NUT
 1: PX-1405 INSULATOR SLEEVE

SMALL PARTS ARE ENLARGED FOR VISIBILITY

Penntex INDUSTRIES, INC. DATE: 06-24-200
 DRAWING BY Dmc Scale: None
 REVISED BY DATE:

PX-3S-305 ALTERNATORS

PX-3S-305

PARTS LIST

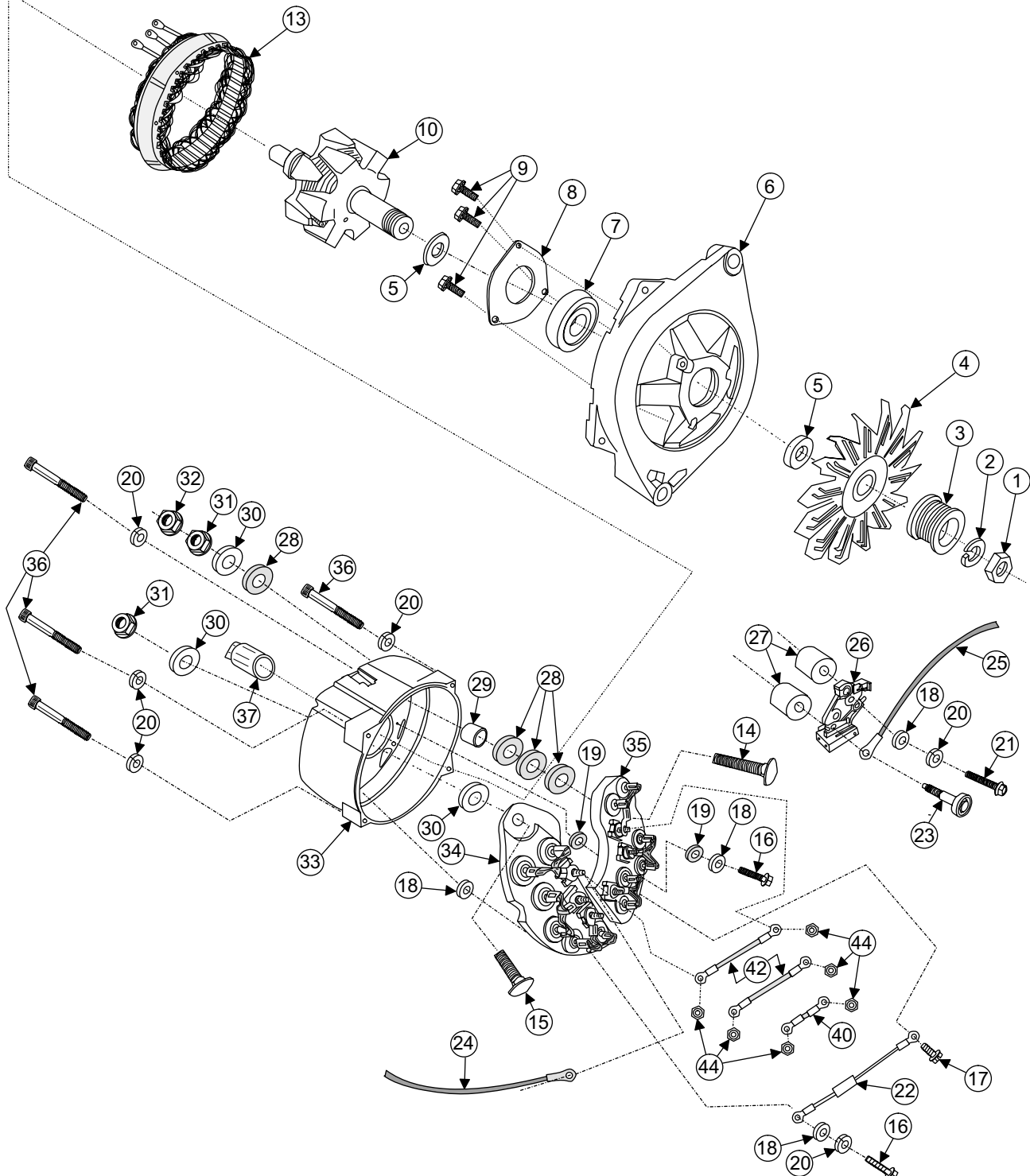
Serial #'s 070553265 to Present



No.	Part #	Description	Qty.
1	PX-1083	Nut, Rotor	1
2	PX-1059	Washer, Rotor Lock	1
3	PX-1058	Spacer, Fan	1
4	PX-1355	Pulley, 2.5 K8 LB (PX3)	1
5	PX-1409	Fan, Cooling (PX3&6)	1
6	PX-1080	Key, Woodruff (PX3&6)	1
8	PX-1073	Housing, Front (PX3&6)	1
9	PX-1074	Bearing, Front (PX2/3/4G/5)	1
10	PX-1075	Retainer, Bearing (PX3&6)	1
11	PX-1301	Screw, Front Bearing Retainer	4
12	PX-1092	Bolt, Thru (PX3)	3
13	PX-1101	Washer, #10 Internal Lock	3
14	PX-1269	Washer, #10 Nord Locking	3
15	PX-1213	Nut, 10-32 Nylon Lock	8
16	PX-1077	Rotor, 14V	1
17	PX-5541	Stator, 14V 305A (PX3)	1
18	PX-3514	Capacitor Assembly (PX3)	1
19	PX-1096	Screw, 8-32x3/8" Hex	1
20	PX-3100	Strap, Brush Holder Ground	1
21	PX-1303	Screw, 10-32x1/2" SHC	1
22	PX-1100	Washer, #10 Lock	5
23	PX-1111	Washer, #10 Flat	9
24	PX-1091	Insulator, Shoulder (PX3&6)	2
25	PX-1251	Bolt, 1/2x13x1" Hex Gr 8	1
26	PX-1252	Washer, 1/2" Split Lock Gr 8	1
27	PX-1090	Insulator, Positive Heat Sink	2
28	PX-3510	Strap, Rectifier A/C (PX3&6)	2
28A	PX-3510L	Strap, Rectifier A/C Long (PX3&6)	1
29	PX-1376	Battery Post, 3/8x2-1/2" (PX3)	2
32	PX-6504	Heat Sink Asm, Pos R (PX3)	1
33	PX-3504	Heat Sink Asm, Pos L (PX3)	1
34	PX-1385	Insulator, Heat Sink 3/8" (PX3)	2
35	PX-1405	Sleeve, 3/8" Battery Post (PX3)	2
36	PX-1099	Nut, 8-32 Keps	6
37	PX-1382	Washer, 3/8" Flat (PX3&6)	4
38	PX-1375	Housing, Rear (PX3&6)	1
39	PX-1081	Bearing, Rear (INA)	1
40	PX-3517	Brush Assembly, New (PX3&6)	1
43	PX-1423	Nut, 3/8" Steel Lock	2
44	PX-6506	Heat Sink Asm, Neg Ext (PX3)	1

No.	Part #	Description	Qty.
45	PX-1113	Nut, 10-32 Keps	3
46	PX-1104	Washer, 1/4" Lock	2
47	PX-1380	Bolt, 1/4-20x1-1/2" SHC	2
48	PX-1377	Screw, 10-32x1-1/4" SHC	4
50	PX-1420	Washer, 3/8" External Lock	2
53	PX-1401	Screw, 5/16x3/4" Cap	1
55	PX-1116	Washer, 5/16" Flat	1
56	PX-1386	Strap, Positive Heat Sink	1
57	PX-1404	Nut, 3/8" Steel Jam	4
58	PX-1387	Decal, Caution (PX3&6)	1
***	PX-6510	Battery Post Kit	2
***	PX-6511	Mounting Bolt Kit (PX3S)	1
***	PX-3513	Hsg Asm, Rear W/O Stator	1
***		Not Shown In Drawing	
		NOTE: A PX-3S-305 uses a PX-4000 Voltage Regulator and a PX-3502-3 Harness.	
		Contact Us: Phone: 817-590-2818 Fax: 817-590-0505 web: www.penntexusa.com email: sales@penntexusa.com	
		PennTex 12-28-2007	

THIS ALTERNATOR HAS BEEN
DISCONTINUED - CHECK FOR
PARTS AVAILABILITY.



SMALL PARTS ARE ENLARGED FOR VISIBILITY

Penntex
INDUSTRIES, INC.

DATE: 05-03-2007

DRAWING BY DMc
REVISED BY

Scale: None
DATE:

PX-4CS ALTERNATORS

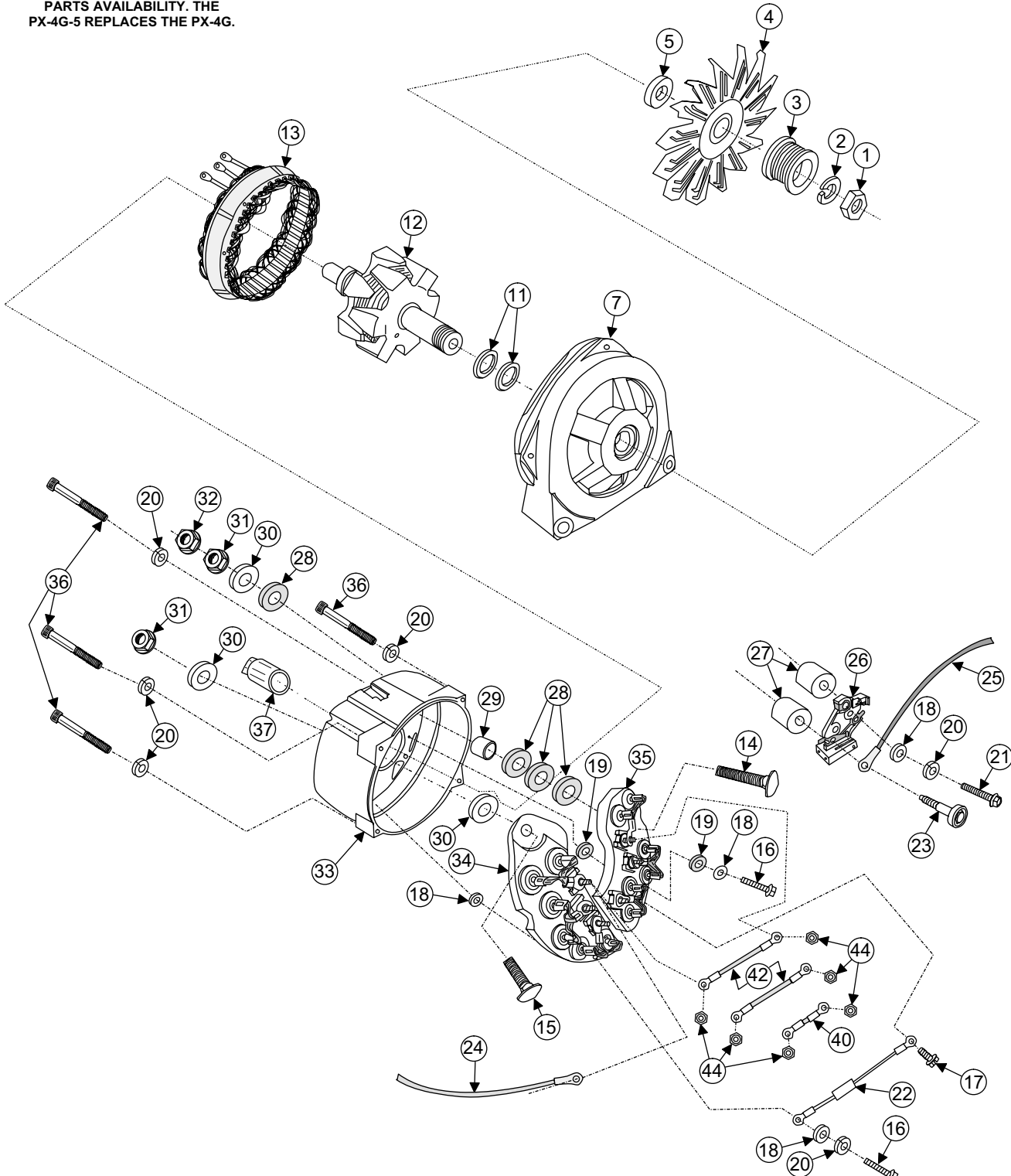


PX-4CS
PARTS LIST
 0695502 to 100341292

No.	Part #	Description	Qty.
1	PX-1083	Nut, 5/8x18 Hex Rotor	1
2	PX-1059	washer, Rotor Lock	1
3	PX-1128	Pulley, 2.3 K6 SB	1
4	PX-1265	Fan, Cooling	1
***	PX-4522	Fan Baffle Plate	1
5	PX-1032	Spacer, Fan	2
6	PX-1264	Housing, Front	1
7	PX-1025	Bearing, Front	1
8	PX-1170	Retainer, Front Bearing	1
9	PX-1054	Screw, Retainer	3
10	PX-1266	Rotor, 14V	1
13	PX-4503	Stator, 14V 200A (Call for availability)	1
14	PX-1176	Bat. Post, Pos. (5/16x18x1-1/2")	1
15	PX-1279	Bat. Post, Neg. (5/16x18x1-1/4")	1
16	PX-1097	Screw, 8-32x1/2" HWH	2
17	PX-1096	Screw, 8-32x3/8" Hex	1
18	PX-1098	Washer, #8 Flat	4
19	PX-1049	Insulator, 8/32 Black Shoulder	2
20	PX-1100	Washer, #10 Lock	6
21	PX-1260	Screw, 8-32x1" HWH-MS Serrated	1
22	PX-4511	Capacitor Assembly	1
23	PX-1207	Screw, 8-32 White Insulated	1
24	PX-4513	Wire Assembly, Blue Field	1
25	PX-4512	Wire Assembly, Orange Stator	1
26	PX-1192	Brush Assembly	1
27	PX-1319	Spacer, Brush Assembly	2
28	PX-1071	Insulator, Red Fiber Washer	4
29	PX-1205	Insulator, Battery Post	1
30	PX-1116	Washer, 5/16" Flat	3
31	PX-1105	Nut, 5/16" Flange	2
32	PX-1106	Nut, 5/16" Steel Lock	2
33	PX-1313	Housing, Rear (Call For Availability)	1
34	**	Heat Sink Asm, Negative	1
35	**	Heat Sink Asm, Positive	1
36	PX-1171	Screw, 10-24x2-1/2" SHC	4
37	PX-1081	Bearing, Rear (INA)	1
40	PX-2511	Rectifier Strap, Small (Superseded by PX-1352)	1
42	PX-4515	Rectifier Strap (Call For Availability)	2
44	PX-1099	Nut, 8-32 Keps	6

No.	Part #	Description	Qty.
***	PX-4510-MC	Housing Assembly, PX4 Rear Complete Without Stator (Updated design and only way to replace old-style heat sinks that are no longer available)	1
***	**	Not Shown In Drawing Part Has Been Discontinued	
		Note: This alternator has been discontinued, but some parts may still be available.	
		Contact Us: Phone: 817-590-2818 Fax: 817-590-0505 web: www.penntexusa.com email: sales@penntexusa.com	
		PennTex 02-01-2008	

THIS ALTERNATOR HAS BEEN
DISCONTINUED - CHECK FOR
PARTS AVAILABILITY. THE
PX-4G-5 REPLACES THE PX-4G.



SMALL PARTS ARE ENLARGED FOR VISIBILITY

Penntex INDUSTRIES, INC. DATE: 02-04-2008
DRAWING BY DMc Scale: None
REVISED BY DATE:

PX-4G ALTERNATORS



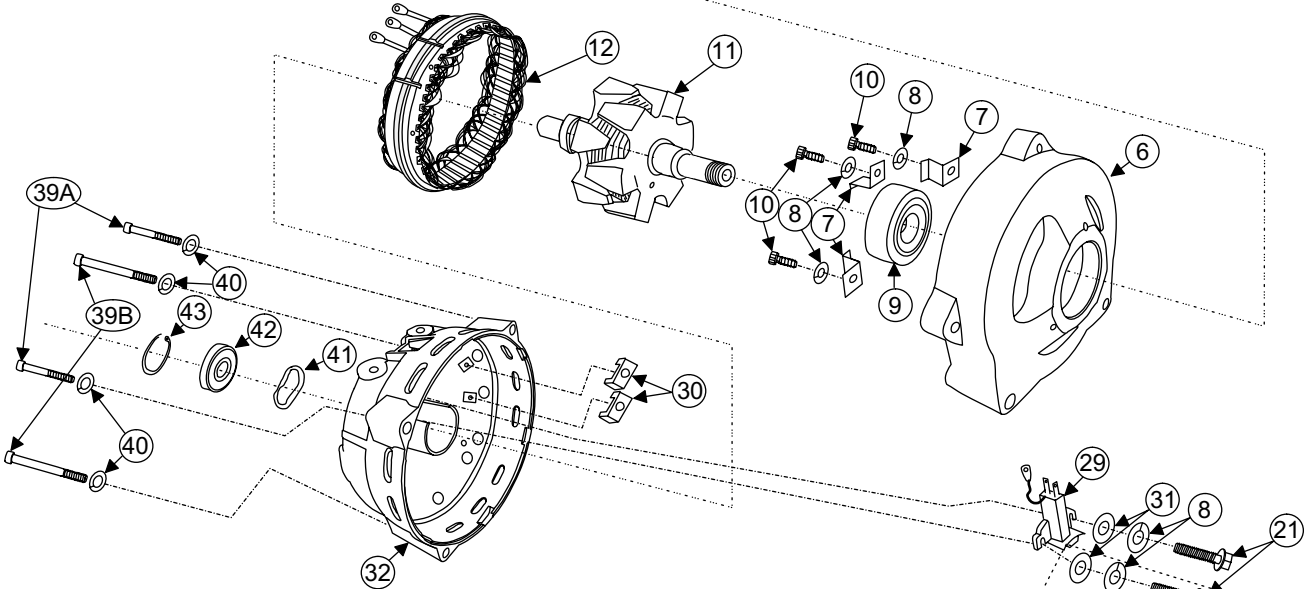
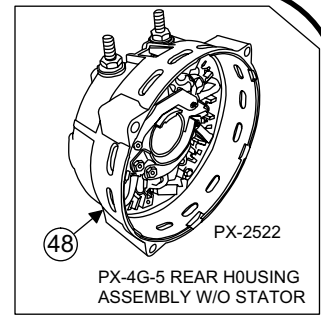
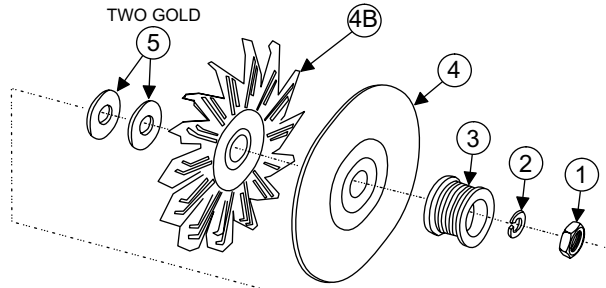
**PX-4G
PARTS LIST**

Serial #'s 10964126 to 049914735

No.	Part #	Description	Qty.
1	PX-1060	Nut, SB Rotor	1
2	PX-1059	Washer, Rotor Lock	1
3	PA-4008	Pulley, 1.9 K6 SB (Was PX-1353)	1
4	PX-1265	Fan, Cooling	1
5	PX-1032	Spacer, Fan	1
7	PX-1282	Housing, Front With Bearing	1
11	PX-1031	Spacer, Rotor	2
12	PX-1266	Rotor, 14V	1
13	PX-4503	Stator, 14V (Call for Availability)	1
14	PX-1176	Post, Positive Battery (CS Style)	1
15	PX-1279	Bolt, 5/16-18x1-1/4" Crg. OBS	1
16	PX-1097	Screw, 8-32x1/2" HWHS	2
17	PX-1096	Screw, 8-32x3/8" Hex	2
18	PX-1098	Washer, #8 Flat	4
19	PX-1049	Insulator, 8-32 Black Shoulder	2
20	PX-1100	Washer, #10 Lock	6
21	PX-1260	Screw, 8-32x1" HWH-MS Serrated	1
22	PX-4511	Capacitor Assembly	1
23	PX-1207	Screw, 8-32 White Insulated	1
24	PX-4513	Wire, Blue Field	1
25	PX-4512	Wire, Orange Stator	1
26	PX-1192	Brush Assembly	1
27	PX-1319	Spacer, Brush Assembly	2
28	PX-1071	Insulator, Red Fiber Washer	4
29	PX-1205	Insulator, Battery Post	1
30	PX-1116	Washer, 5/16" Flat	3
31	PX-1105	Nut, 5/16x18 Flange	2
32	PX-1106	Nut, 5/16x18 Steel Lock	2
33	PX-1313	Housing, Rear (Call For Availability)	1
34	**	Heat Sink Assembly, Negative	1
35	**	Heat Sink Assembly, Positive	1
36	PX-1171	Screw, 10-24x2-1/2" SHC	4
37	PX-1081	Bearing, Rear (INA)	1
40	PX-1352	Rectifier Strap, Small (Superseded PX-2511**)	1
42	PX-4515	Rectifier Strap (Call for Availability)	2
44	PX-1099	Nut, 8-32 Keps	6

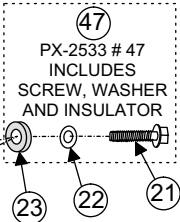
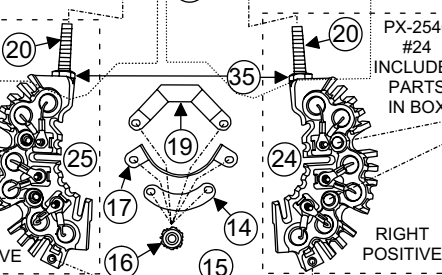
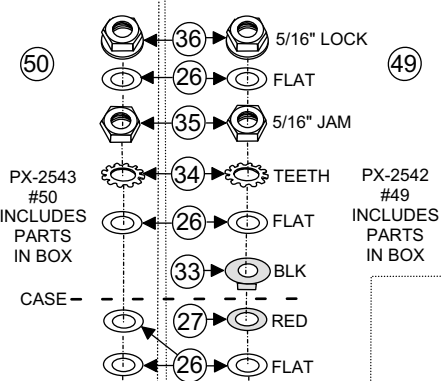
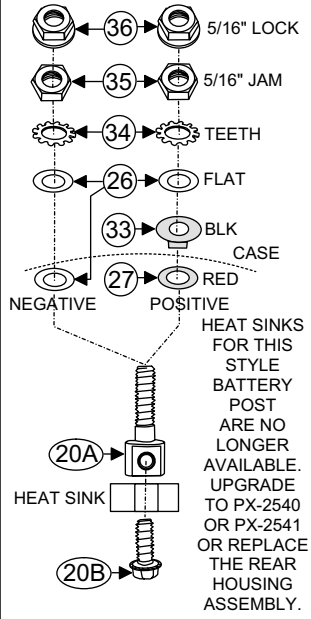
No.	Part #	Description	Qty.
***	PX-4510-MC	Housing Assembly, PX4 Rear Complete Without Stator (Updated design and only way to replace old-style heat sinks that are no longer available)	1
	**	Part Has Been Discontinued	
***		Not Shown In Drawing	
Contact Us: Phone: 817-590-2818 Fax: 817-590-0505 web: www.penntexusa.com email: sales@penntexusa.com			
PennTex 02-04-2008			

NOTE:
PX-420G-5
IS THE PART NUMBER FOR
A COMPLETE ALTERNATOR,
REGULATOR AND HARNESS KIT.
PX-4G-5 IS
THE ALTERNATOR ONLY
PART NUMBER. THIS
NUMBERING SYSTEM IS
THE SAME WITH ALL
MODELS OF PENNTEX KITS
AND ALTERNATORS:
PX-220/PX-2, PX-320/PX-3,
PX-520/PX-5, ETC.



PX-2532 #46
INCLUDES
SCREW, FLAT
WASHER, AND
LOCK WASHER

OLD-STLE POST PARTS ALIGNMENT
(DIFFERENT FROM NEW STYLE)



SMALL PARTS ARE ENLARGED FOR VISIBILITY

PennTex
INDUSTRIES, INC.
DRAWING BY Dmc
REVISED BY DATE:

Date: 02-04-2008
Scale: None

PX-4G-5 ALTERNATORS



PX-4G-5 PARTS LIST

Serial #'s 049914736 to Present

No.	Part #	Description	Qty.
1	PX-1060	Nut, SB Rotor	1
2	PX-1059	Washer, Rotor Lock	1
3	PX-1128	Pulley, 2.3 K6 SB (PX4G)	1
4	PX-4522	Fan Baffle (PX4G)	1
4B	PX-1265	Fan, Cooling (PX4G)	1
5	PX-1273	Spacer, Fan (PX4G)	2
6	PX-1348	Housing, Front (PX4G)	1
7	PX-1312	Retainer, Bearing Z Clip	3
8	PX-1100	Washer, #10 Lock	5
9	PX-1074	Bearing, Front	1
10	PX-1305	Screw, 10-24x1/2" SHC	3
11	PX-1055	Rotor (PX4G)	1
12A	PX-2503-5	Stator, 14V 200 Amp (PX2,4G)	1
***	PX-2503-3	Stator, 200 Amp- Ext. Rectified	1
13	PX-1096	Screw, 8-32x3/8" Hex	2
14	PX-1352	Strap, Small Rectifier	1
15	PX-4511	Capacitor Assembly	1
16	PX-1099	Nut, 8-32 Keps	6
17	PX-1351	Strap, Medium Rectifier	1
19	PX-1350	Strap, Large Rectifier	1
20	PX-2545	Battery Post, 5/16" Square Head	2
***		Note: in some rare cases, a hex-head post was used. That part number is PX-2539.	2
20A	PX-1066	Battery Post (Old Style Only) (See drawing for example)	2
20B	PX-1102	Bolt, Attaching (Old Style Battery Post Only)	2
21	PX-1097	Screw, 8-32x1/2" HWHS	6
22	PX-1108	Washer, M4 Flat	2
23	PX-1049	Insulator, 8/32 Black Shoulder	2
24	PX-2540	Heat Sink Assembly, Positive	1
25	PX-2541	Heat Sink Assembly, Negative	1
26	PX-1116	Washer, 5/16" Flat	7
27	PX-1071	Insulator, Red Fiber Washer	1
28	PX-1098	Washer, #8 Flat	2
29	PX-2506	Brush Assembly (PX4G)	1
30	PX-1072	Insulator, White HS	2
31	PX-1111	Washer, #10 Flat	2
32	PX-1124	Housing, Rear (PX4G)	1

No.	Part #	Description	Qty.
33	PX-1070	Insulator, Battery Post (Black)	1
34	PX-1515	Washer, 5/16" Ext. Tooth Lock	2
35	PX-1516	Nut, 5/16"x18 Jam	4
36	PX-1106	Nut, 5/16"x18 Steel Lock	2
39A	PX-1107	Screw, 1/4x20x2" SHC	2
39B	PX-1294	Screw, 1/4x20x3" SHC	2
40	PX-1104	Washer, #14 Lock	4
41	PX-1249	Spring, Wave (PX2/4/5)	1
42	PX-1025	Bearing, Rear (PX4G)	1
43	PX-1366	Retainer, Bearing C-Ring	1
46	PX-2532	Screw Assembly, Brush	2
47	PX-2533	Screw Asm, Pos. Heat Sink	2
48	PX-2522	Housing, Rear Assembly w/o Stator (PX4G)	1
49	PX-2542	Post Assembly, Positive	1
50	PX-2543	Post Assembly, Negative	1
***		Not Shown In Drawing	
NOTE: A PX-4G-5 uses a PX-5000 Voltage Regulator and a PX-4520 Harness.			
Contact Us: Phone: 817-590-2818 Fax: 817-590-0505 web: www.penntexusa.com email: sales@penntexusa.com			
PennTex 02-04-2008			

NOTE: PX-412JM OR PX412PM IS THE PART NUMBER FOR A COMPLETE ALTERNATOR, REGULATOR AND HARNESS KIT. PX-4JM-120 OR PX-4PM-120 IS THE ALTERNATOR ONLY PART NUMBER. THIS NUMBERING SYSTEM IS THE SAME WITH ALL MODELS OF PENNTEX KITS AND ALTERNATORS: PX-220/PX-2, PX-420/PX-4, PX-520/PX-5, ETC.

A RUNNING PRODUCTION CHANGE WAS MADE IN THE DIODE DESIGN ON 04-06. THE HEAT SINKS ARE INTERCHANGEABLE.

NEWER DESIGN

PX-4PM FRONT HOUSING

PX-4PM REAR HOUSING

PX-4 JM REAR HOUSING

PX-4 JM FRONT HOUSING

PX-4 JM REAR HOUSING

STATOR CONNECTIONS

STATOR & NEGATIVE DIODE CONNECTIONS

NOTE: NEGATIVE DIODES ARE PRESSED INTO THE REAR HOUSING AND ARE AVAILABLE IN PACKAGES OF 10.

SMALL PARTS ARE ENLARGED FOR VISIBILITY

Penntex
INDUSTRIES, INC.

DATE: 03-21-2008

DRAWING BY DMc
REVISED BY

Scale: None
DATE:

PX-412 28 VOLT ALTERNATORS

PX-4JM/PM SERIES (28 VOLT)

PARTS LIST

Serial #'s 020442779 to Present



No.	Part #	Description	Qty.	No.	Part #	Description	Qty.
1	PX-1083	Nut, 5/8"-18 Hex Rotor	1	43	PA-2441	Housing, Front (PX4PM)	1
2	PX-1059	Washer, Rotor Lock	1	44	PX-4525	Housing Assembly, Rear (PX4JM Without Stator)	1
3	PX-1058	Spacer, Fan	1	***	PX-4527	Housing Assembly, Rear (PX4JM With Stator)	1
4	PA-4024	Pulley, 2.25 K8 No Boss LB	1	***	PX-4460	Lead, P (Military) (PX4JM)	1
5	PX-1189	Fan, Cooling (PX4JM/PM)	1	***		Part Not Shown In Drawing	
6	PX-1184	Housing, Front (PX4JM)	1				
7	PX-1052	Bearing, Front (PX4JM/PM)	1				
8	PX-1185	Retainer, Frt Brg (PX4JM/PM)	1				
9	PX-1054	Screw, Retainer	3				
10	PX-4220	Rotor, 28V 120A (PX4JM/PM)	1				
13	PX-4447	Stator, 28V 120A (PX4JM)	1				
14	PX-1378	Battery Post, New Style (PX421)	1				
15	PX-1515	Washer, 5/16" Ext. Tooth Lock	2				
16	PX-1070	Insulator, Battery Post	1				
17	PX-1108	Washer, M4 Flat	2				
18	PX-1098	Washer, #8 Flat	2				
19	PX-1049	Insulator, 8/32 Black Shoulder	2				
20	PX-1100	Washer, #10 Lock	4				
21	PX-1260	Screw, 8-32x1" HWH-MS Serr.	3				
22	PX-4511	Capacitor Asm (PX2/4G/5)	1				
23	PX-1207	Screw, 8-32 White Insulated	2				
24	PA-1008	Strap Asm, Stator (PX4)	1				
25	PA-3607	Nut, 1/4" Flange	2				
26	PX-1192	Brush Assembly (PX421)	1				
27	PA-4205	Regulator, Dummy	1				
28	PX-1071	Insulator, Fiber Washer	1				
29	PX-1091	Insulator, Shoulder (PX3,4,6)	2				
30	PX-1116	Washer, 5/16" Flat	2				
31	PX-1516	Nut, 5/16" Jam	2				
32	PX-1106	Nut, 5/16"x18 Steel Lock	1				
33	PX-1263	Housing, Rear (PX4JM)	1				
34	PX-1096	Screw, 8-32x3/8" Hex	1				
35	PA-1024	Heat Sink Asm, Positive (PX4)	1				
36	PX-1171	Bolt, Thru (PX421)	4				
37	PX-1081	Bearing, Rear (INA)	1				
38	PA-1014PKG	Diode Asm, Negative (Pkg. Of 10)	1				
39	PX-1103	Washer, #14 Flat	1				
40	PX-8336	Bolt, 1/4x20x3/4" Z2	1				
41	PX-1099	Nut, 8-32 Keps	5				
42	PA-2442	Housing, Rear (PX4PM)	1				

NOTE: A 28 Volt PX-4JM and a PX-4PM use a PX-4024 Voltage Regulator and a PX-4502MC Harness.

Contact Us:
 Phone: 817-590-2818
 Fax: 817-590-0505
 web: www.penntexusa.com
 email: sales@penntexusa.com

PennTex 02-04-2008

NOTE: PX-421JM OR PX421PM IS THE PART NUMBER FOR A COMPLETE ALTERNATOR, REGULATOR AND HARNESS KIT. PX-4JM OR PX-4PM IS THE ALTERNATOR ONLY PART NUMBER. THIS NUMBERING SYSTEM IS THE SAME WITH ALL MODELS OF PENNTEX KITS AND ALTERNATORS: PX-220/PX-2, PX-420/PX-4, PX-520/PX-5, ETC.

A RUNNING PRODUCTION CHANGE WAS MADE IN THE DIODE DESIGN ON 04-06. THE HEAT SINKS ARE INTERCHANGEABLE.

NEWER DESIGN

PX-4PM FRONT HOUSING

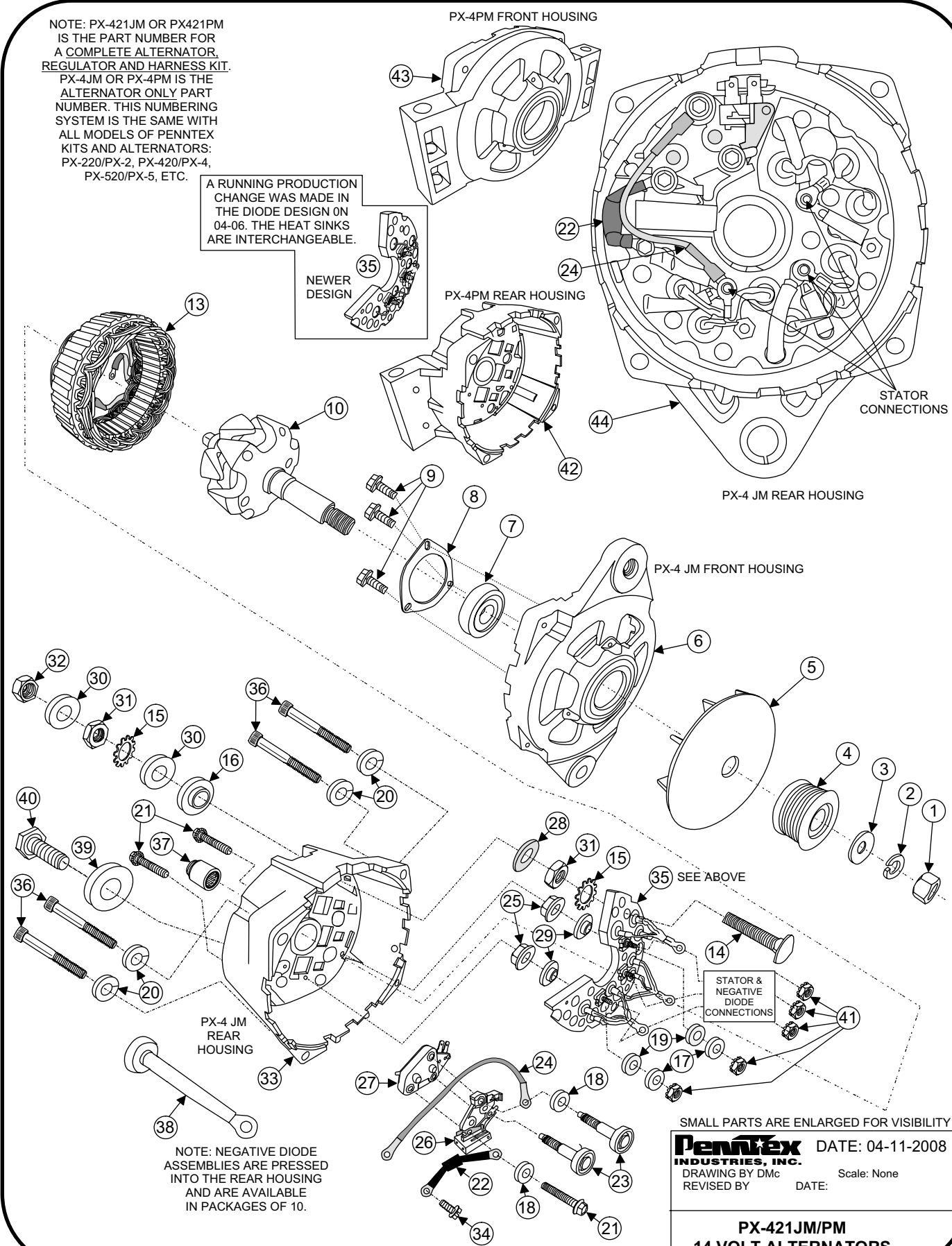
PX-4PM REAR HOUSING

PX-4 JM REAR HOUSING

PX-4 JM FRONT HOUSING

PX-4 JM REAR HOUSING

NOTE: NEGATIVE DIODE ASSEMBLIES ARE PRESSED INTO THE REAR HOUSING AND ARE AVAILABLE IN PACKAGES OF 10.



SMALL PARTS ARE ENLARGED FOR VISIBILITY

Penntex INDUSTRIES, INC. DATE: 04-11-2008
DRAWING BY DMc Scale: None
REVISED BY DATE:

PX-421JM/PM
14 VOLT ALTERNATORS

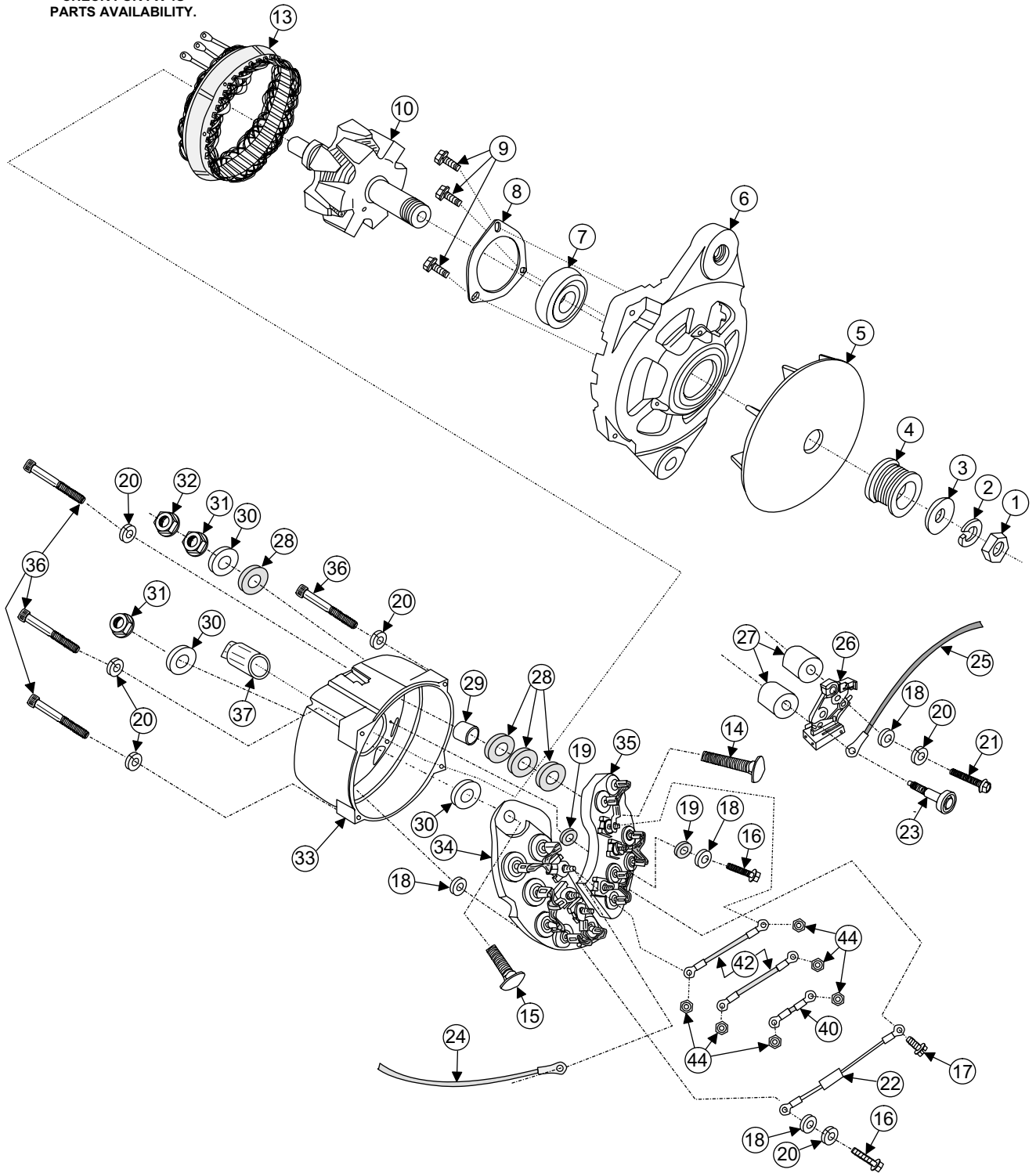


PX-4JM/PM (14 VOLT)
PARTS LIST
 Serial #'s 0604451249 to Present

No.	Part #	Description	Qty.
1	PX-1083	Nut, 5/8"-18 Hex Rotor	1
2	PX-1059	Washer, Rotor Lock	1
3	PX-1058	Spacer, Fan	1
4	PA-4024	Pulley, 2.25 K8 No Boss LB	1
5	PX-1189	Fan, Cooling (PX4JM/PM)	1
6	PX-1184	Housing, Front (PX4JM)	1
7	PX-1052	Bearing, Front (PX4JM/PM)	1
8	PX-1185	Retainer, Frt Brg (PX4JM/PM)	1
9	PX-1054	Screw, Retainer	3
10	PX-1187	Rotor, 14V (PX4JM/PM)	1
13	PX-4503-MC	Stator, 14V 210A (PX4&4S)	1
14	PX-1378	Battery Post, New Style (PX421)	1
15	PX-1515	Washer, 5/16" Ext. Tooth Lock	2
16	PX-1070	Insulator, Battery Post	1
17	PX-1108	Washer, M4 Flat	2
18	PX-1098	Washer, #8 Flat	2
19	PX-1049	Insulator, 8/32 Black Shoulder	2
20	PX-1100	Washer, #10 Lock	4
21	PX-1260	Screw, 8-32x1" HWH-MS Serr.	3
22	PX-4511	Capacitor Asm (PX2/4G/5)	1
23	PX-1207	Screw, 8-32 White Insulated	2
24	PA-1008	Strap Asm, Stator (PX4)	1
25	PA-3607	Nut, 1/4" Flange	2
26	PX-1192	Brush Assembly (PX421)	1
27	PA-4205	Regulator, Dummy	1
28	PX-1071	Insulator, Fiber Washer	1
29	PX-1091	Insulator, Shoulder (PX3,4,6)	2
30	PX-1116	Washer, 5/16" Flat	2
31	PX-1516	Nut, 5/16x18 Jam	2
32	PX-1106	Nut, 5/16x18 Steel Lock	1
33	PX-1263	Housing, Rear (PX4JM)	1
34	PX-1096	Screw, 8-32x3/8" Hex	1
35	PA-1024	Heat Sink Asm, Positive (PX4)	1
36	PX-1171	Bolt, Thru (PX421)	4
37	PX-1081	Bearing, Rear (INA)	1
38	PA-1014PKG	Diode Asm, Negative (Pkg. Of 10)	1
39	PX-1103	Washer, #14 Flat	1
40	PX-8336	Bolt, 1/4x20x3/4" Z2	1
41	PX-1099	Nut, 8-32 Keps	5
42	PA-2442	Housing, Rear (PX4PM)	1

No.	Part #	Description	Qty.
43	PA-2441	Housing, Front (PX4PM)	1
44	PX-4525	Housing Assembly, Rear (PX4JM Without Stator)	1
***	PX-4527	Housing Assembly, Rear (PX4JM With Stator)	1
***	PX-4305	Housing Assembly, Rear (PX4PM With Stator)	1
***	PX-4307	Housing Assembly, Rear (PX4PM Without Stator)	1
***		Part Not Shown In Drawing	
		NOTE: A 14 Volt PX-4JM or PX-4JM uses a PX-4000 Voltage Regulator and a PX-4502MC Harness.	
		Contact Us: Phone: 817-590-2818 Fax: 817-590-0505 web: www.penntexusa.com email: sales@penntexusa.com	
		PennTex 02-04-2008	

THIS ALTERNATOR HAS BEEN
SUPERSEDED BY THE PX-4JM.
CHECK FOR PX-4S
PARTS AVAILABILITY.



SMALL PARTS ARE ENLARGED FOR VISIBILITY

Penntex
INDUSTRIES, INC.

DATE: 02-04-2008

DRAWING BY DMc
REVISED BY

Scale: None
DATE:

PX-4S ALTERNATORS

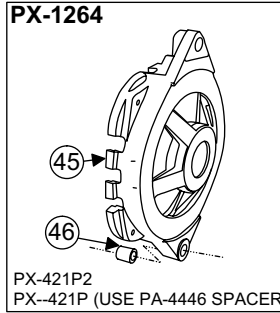


PX-4S
PARTS LIST
 0695502 to 100447593

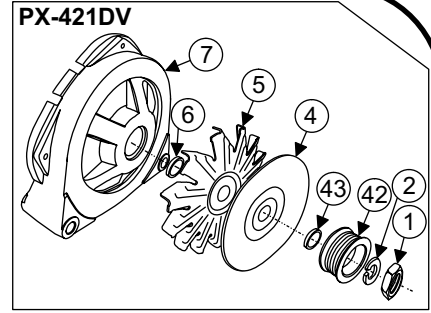
No.	Part #	Description	Qty.
1	PX-1083	Nut, 5/8x18 Hex Rotor	1
2	PX-1059	Washer, Rotor Lock	1
3	PX-1058	Spacer, Fan (Silver)	1
4	PX-1355	Pulley, 2.5 K8 LB	1
5	PX-1189	Fan, Cooling	1
6	PX-1184	Housing, Front	1
7	PX-1052	Bearing, Front	1
8	PX-1185	Retainer, Front Bearing	1
9	PX-1054	Screw, Retainer	3
10	PX-1187	Rotor, 14V	1
13	PX-4503	Stator, 14V 200A (Call for availability)	1
14	PX-1176	Bat. Post, Pos. (5/16x18x1-1/2")	1
15	PX-1279	Bat. Post, Neg. (5/16x18x1-1/4")	1
16	PX-1097	Screw, 8-32x1/2" HWH	2
17	PX-1096	Screw, 8-32x3/8" Hex	1
18	PX-1098	Washer, #8 Flat	4
19	PX-1049	Insulator, 8/32 Black Shoulder	2
20	PX-1100	Washer, #10 Lock	6
21	PX-1260	Screw, 8-32x1" HWH-MS Serrated	1
22	PX-4511	Capacitor Assembly	1
23	PX-1207	Screw, 8-32 White Insulated	1
24	PX-4513	Wire Assembly, Blue Field	1
25	PX-4512	Wire Assembly, Orange Stator	1
26	PX-1192	Brush Assembly	1
27	PX-1319	Spacer, Brush Assembly	2
28	PX-1071	Insulator, Red Fiber Washer	4
29	PX-1205	Insulator, Battery Post	1
30	PX-1116	Washer, 5/16" Flat	3
31	PX-1105	Nut, 5/16" Flange	2
32	PX-1106	Nut, 5/16" Steel Lock	2
33	PX-1263	Housing, Rear	1
34	**	Heat Sink Asm, Negative	1
35	**	Heat Sink Asm, Positive	1
36	PX-1171	Screw, 10-24x2-1/2" SHC	4
37	PX-1081	Bearing, Rear (INA)	1
40	PX-2511	Rectifier Strap, Small (Superseded by PX-1352)	1
42	PX-4515	Rectifier Strap (Call for Availability)	2
44	PX-1099	Nut, 8-32 Keps	6

No.	Part #	Description	Qty.
		Superseded by model PX-4JM. Check for parts availability on PX-4S.	
		Contact Us: Phone: 817-590-2818 Fax: 817-590-0505 web: www.penntexusa.com email: sales@penntexusa.com	
		PennTex 02-04-2008	

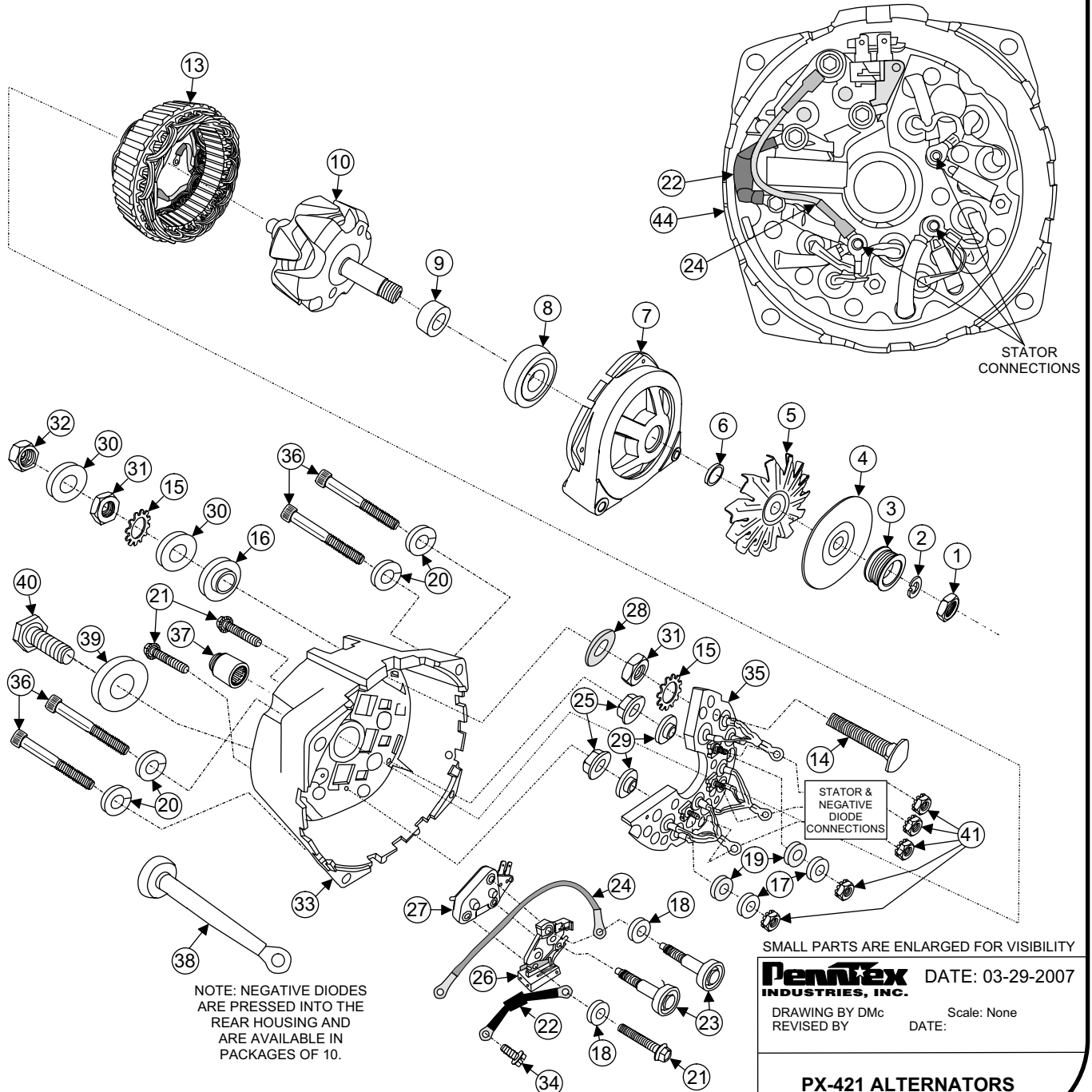
NOTE: PX-421P, P2, OR V IS THE PART NUMBER FOR A COMPLETE ALTERNATOR, REGULATOR AND HARNESS KIT. PX-4P, PX-4P2 OR PX-4V-210 IS THE ALTERNATOR ONLY PART NUMBER. THIS NUMBERING SYSTEM IS THE SAME WITH ALL MODELS OF PENNTEX KITS AND ALTERNATORS: PX-220/PX-2, PX-320/PX-3, PX-520/PX-5, ETC.



THERE IS NO PULLEY LISTED FOR PX-421-P AND P2 MODELS BECAUSE THE PULLEY VARIES WITH THE APPLICATION.



THE PX-421DV HAS BEEN SUPERSEDED BY THE PX-422V.



SMALL PARTS ARE ENLARGED FOR VISIBILITY

Penntex DATE: 03-29-2007
INDUSTRIES, INC.

DRAWING BY DMc Scale: None
REVISED BY DATE:

PX-421 ALTERNATORS

PX-4V/P/P2-210

PARTS LIST

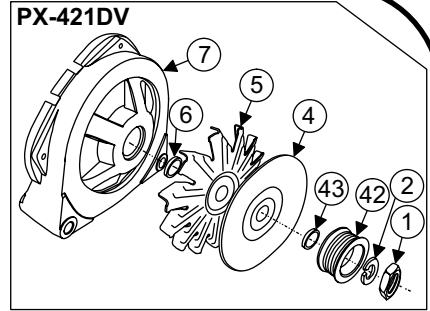
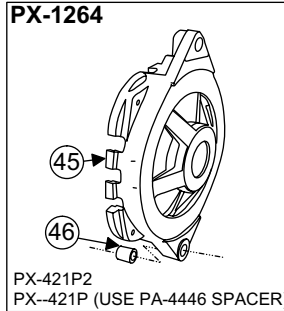
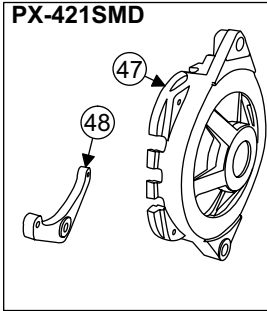
Serial #'s 020442779 to 050552055



No.	Part #	Description	Qty.	No.	Part #	Description	Qty.
1	PX-1060	Nut, 5/8"-18 Hex Rotor	1	43	PX-1031	Spacer, Rotor (PX4DV Only)	1
2	PX-1059	Washer, Rotor Lock	1	***	PX-4508-MC	Housing Assembly, Rear (PX4V,P,P2,SMD With Stator)	1
3	PA-4001	Pulley, 1.9xK6 SBRW (PX4V Only)	1	44	PX-4510-MC	Housing Assembly, Rear (PX4V,P,P2,SMD W/O Stator)	1
4	PX-4522	Fan Baffle (PX4V, DV Only)	1	45	PX-1264	Housing, Front (PX4P2 Series)	1
5	PX-1265	Fan, Cooling (PX421)	1	46	PA-4446	Spacer, 1 Inch (PX421P)	1
6	PX-1169	Spacer, Fan	1	***		Part Not Shown In Drawing	
7	PA-2416	Housing, Front (PX4DV)	1			Contact Us:	
8	PX-4288	Bearing, Front (PX4V)	1			Phone: 817-590-2818	
9	PA-4434	Spacer, Rotor (PX421 Series)	1			Fax: 817-590-0505	
10	PX-1266	Rotor, 14V w/Bushing (PX421)	1			web: www.penntexusa.com	
13	PX-4503-MC	Stator, 14V 210A (PX421)	1			email: sales@penntexusa.com	
14	PX-1378	Battery Post, New Style (PX421)	1				
15	PX-1515	Washer, 5/16" Ext. Tooth Lock	2				
16	PX-1070	Insulator, Battery Post	1				
17	PX-1108	Washer, M4 Flat	2				
18	PX-1098	Washer, #8 Flat	2				
19	PX-1049	Insulator, 8/32 Black Shoulder	2				
20	PX-1100	Washer, #10 Lock	4				
21	PX-1260	Screw, 8-32x1" HWH-MS Serr.	3				
22	PX-4511	Capacitor Asm (PX2/4G/5)	1				
23	PX-1207	Screw, 8-32 White Insulated	2				
24	PA-1008	Strap Asm, Stator (PX4)	1				
25	PA-3607	Nut, 1/4" Flange	2				
26	PX-1192	Brush Assembly (PX421)	1				
27	PA-4205	Regulator, Dummy	1				
28	PX-1071	Insulator, Fiber Washer	1				
29	PX-1091	Insulator, Shoulder (PX3,4,6)	2				
30	PX-1116	Washer, 5/16" Flat	2				
31	PX-1516	Nut, 5/16x18 Jam	2				
32	PX-1106	Nut, 5/16x18 Steel Lock	1				
33	PX-1263	Housing, Rear (PX421)	1				
34	PX-1096	Screw, 8-32x3/8" Hex	1				
35	PA-1024	Heat Sink Asm, Positive (PX4)	1				
36	PX-1171	Bolt, Thru (PX421)	4				
37	PX-1081	Bearing, Rear (INA)	1				
38	PA-1014PKG	Diode Asm, Negative (Pkg. Of 10)	6				
39	PX-1103	Washer, #14 Flat	1				
40	PX-8336	Bolt, 1/4x20x3/4" Z2	1				
41	PX-1099	Nut, 8-32 Keps	5				
42	PA-4000	Pulley, 1.9 K6 (PX4DV Only)	1				

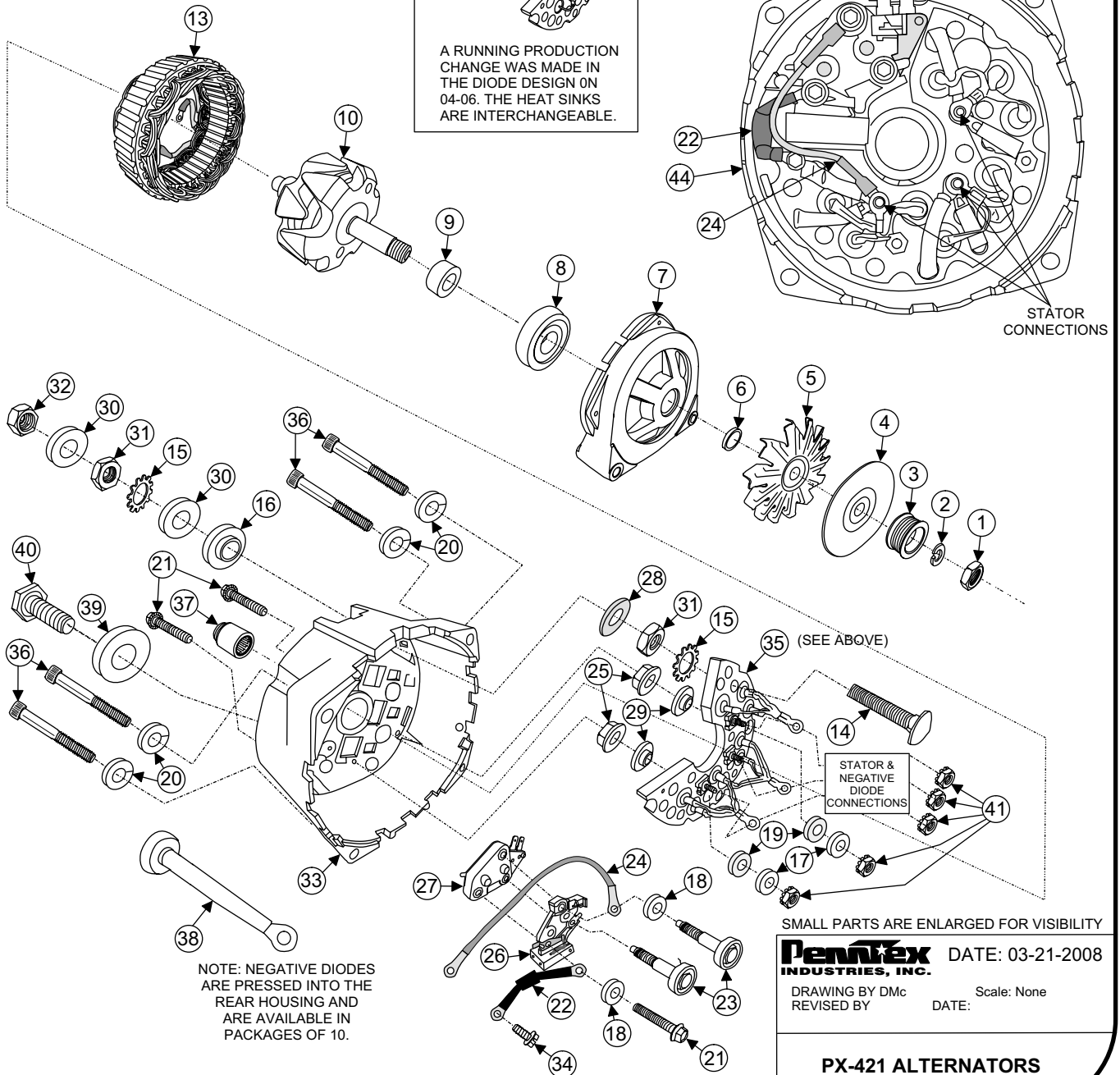
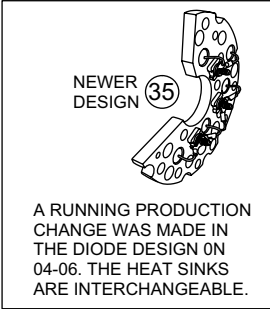
PennTex 02-01-2008

NOTE: PX-421V (FOR EXAMPLE) IS THE PART NUMBER FOR A COMPLETE ALTERNATOR, REGULATOR AND HARNESS KIT. PX-4V-210 (FOR EXAMPLE) IS THE ALTERNATOR ONLY PART NUMBER. THIS NUMBERING SYSTEM IS THE SAME WITH ALL MODELS OF PENNTEX KITS AND ALTERNATORS: PX-220/PX-2, PX-320/PX-3, PX-520/PX-5, ETC.



THERE IS NO PULLEY LISTED FOR PX-421-P, P2, AND SMD MODELS BECAUSE THE PULLEY VARIES WITH THE APPLICATION.

THE PX-421DV HAS BEEN SUPERSEDED BY THE PX-422V.



SMALL PARTS ARE ENLARGED FOR VISIBILITY

Penntex DATE: 03-21-2008
INDUSTRIES, INC.

DRAWING BY Dmc Scale: None
REVISED BY DATE:

PX-421 ALTERNATORS

PX-4V/P/P2/SMD-210

PARTS LIST

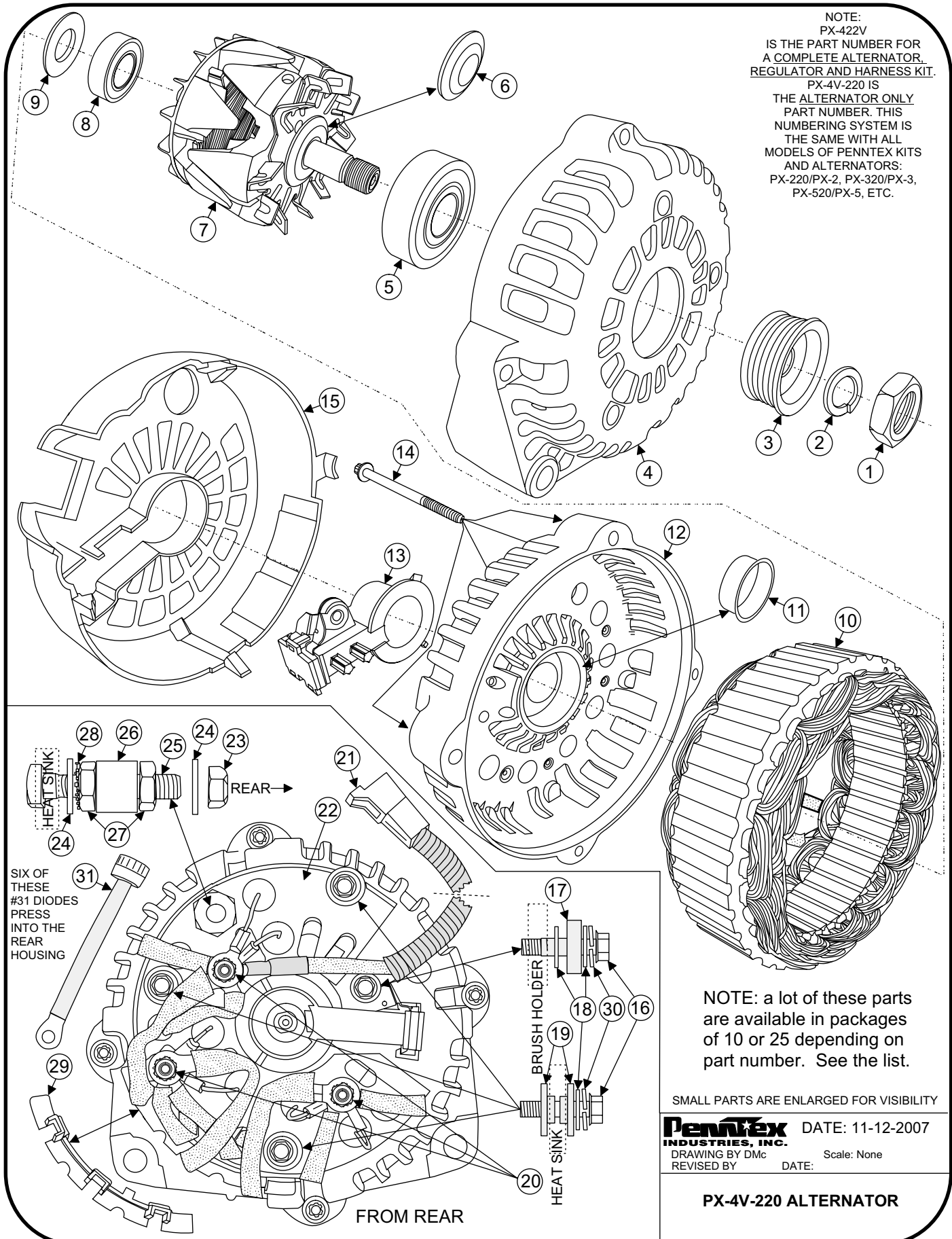
Serial #'s 050552056 to Present



No.	Part #	Description	Qty.
1	PX-1060	Nut, 5/8"-18 Hex Rotor	1
2	PX-1059	Washer, Rotor Lock	1
3	PA-4001	Pulley, 1.9xK6 SBRW (PX4V Only)	1
4	PX-4522	Fan Baffle (PX4V, DV Only)	1
5	PX-1265	Fan, Cooling (PX421)	1
6	PX-1169	Spacer, Fan	1
7	PA-2416	Housing, Front (PX4DV)	1
8	PX-4288	Bearing, Front (PX4V)	1
9	PA-4434	Spacer, Rotor (PX421 Series)	1
10	PX-1266	Rotor, 14V w/Bushing	1
13	PX-4503-MC	Stator, 14V 210A	1
14	PX-1378	Battery Post, New Style	1
15	PX-1515	Washer, 5/16" Ext. Tooth Lock	2
16	PX-1070	Insulator, Battery Post	1
17	PX-1108	Washer, M4 Flat	2
18	PX-1098	Washer, #8 Flat	2
19	PX-1049	Insulator, 8/32 Black Shoulder	2
20	PX-1100	Washer, #10 Lock	4
21	PX-1260	Screw, 8-32x1" HWH-MS Serr.	3
22	PX-4511	Capacitor Asm (PX2/4/5)	1
23	PX-1207	Screw, 8-32 White Insulated	2
24	PA-1008	Strap Asm, Stator	1
25	PA-3607	Nut, 1/4" Flange	2
26	PX-1192	Brush Assembly	1
27	PA-4205	Regulator, Dummy	1
28	PX-1071	Insulator, Fiber Washer	1
29	PX-1091	Insulator, Shoulder (PX3,4,6)	2
30	PX-1116	Washer, 5/16" Flat	2
31	PX-1516	Nut, 5/16x18 Jam	2
32	PX-1106	Nut, 5/16x18 Steel Lock	1
33	PX-1263	Housing, Rear	1
34	PX-1096	Screw, 8-32x3/8" Hex	1
35	PA-1024	Heat Sink Asm, Positive	1
36	PX-1171	Bolt, Thru	4
37	PX-1081	Bearing, Rear (INA)	1
38	PA-1014PKG	Diode Asm, Negative (Pkg. Of 10)	6
39	PX-1103	Washer, #14 Flat	1
40	PX-8336	Bolt, 1/4x20x3/4" Z2	1
41	PX-1099	Nut, 8-32 Keps	5
42	PA-4000	Pulley, 1.9 K6 (PX4DV Only)	1

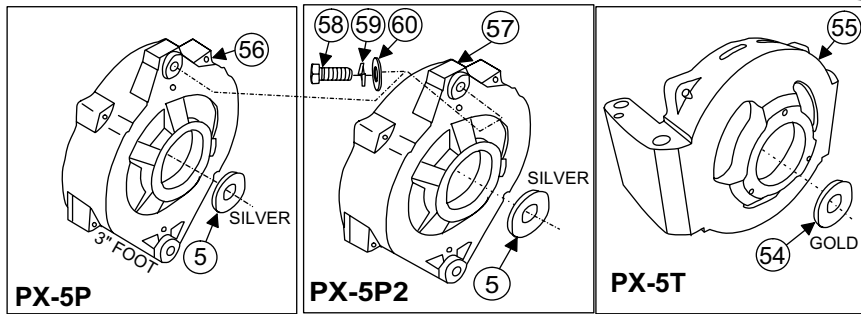
No.	Part #	Description	Qty.
43	PX-1031	Spacer, Rotor (PX4DV Only)	1
***	PX-4508-MC	Housing Assembly, Rear (PX4V,P,P2,SMD With Stator)	1
44	PX-4510-MC	Housing Assembly, Rear (PX4V,P,P2,SMD W/O Stator)	1
45	PX-1264	Housing, Front (PX4P2)	1
46	PA-4446	Spacer, 1 Inch (PX4P)	1
47	PX-4121	Housing, Front (PX4SMD)	1
48	PX-4214	Bracket, Rear Support (PX421SMD)	1
***		Part Not Shown In Drawing	
		These alternators use a PX-6000 Voltage Regulator and a PX-4502MC Harness.	
		Contact Us: Phone: 817-590-2818 Fax: 817-590-0505 web: www.penntexusa.com email: sales@penntexusa.com	
		PennTex 02-01-2008	

NOTE:
PX-422V
IS THE PART NUMBER FOR
A COMPLETE ALTERNATOR,
REGULATOR AND HARNESS KIT.
PX-4V-220 IS
THE ALTERNATOR ONLY
PART NUMBER. THIS
NUMBERING SYSTEM IS
THE SAME WITH ALL
MODELS OF PENNTEX KITS
AND ALTERNATORS:
PX-220/PX-2, PX-320/PX-3,
PX-520/PX-5, ETC.

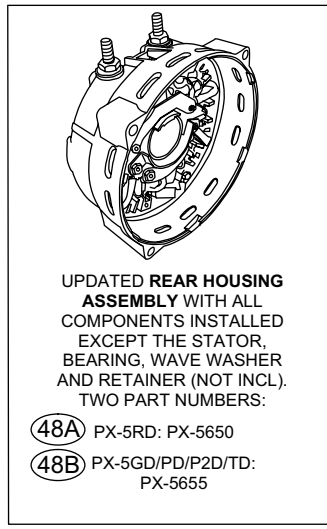
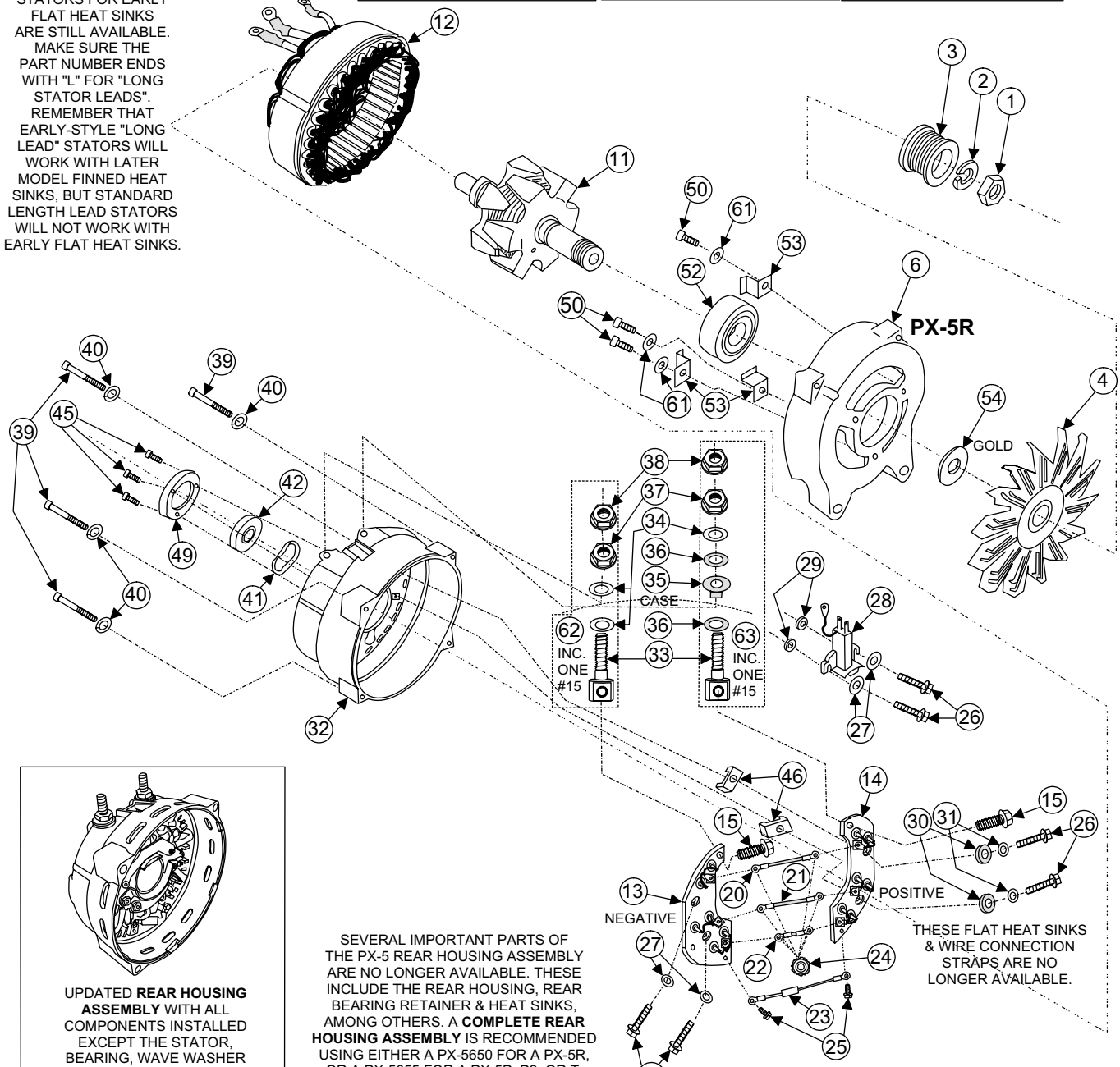


SMALL PARTS ARE ENLARGED FOR VISIBILITY

NOTE: PX-520(R,T,P,P2,ETC.) IS THE PART NUMBER FOR A COMPLETE ALTERNATOR, REGULATOR AND HARNESS KIT. PX-5(R,T,P,P2,ETC.) IS THE ALTERNATOR ONLY PART NUMBER. THIS NUMBERING SYSTEM IS THE SAME WITH ALL MODELS OF PENNTEX KITS AND ALTERNATORS: PX-220/PX-2, PX-320/PX-3, PX-420/PX-4, ETC.



STATORS FOR EARLY FLAT HEAT SINKS ARE STILL AVAILABLE. MAKE SURE THE PART NUMBER ENDS WITH "L" FOR "LONG STATOR LEADS". REMEMBER THAT EARLY-STYLE "LONG LEAD" STATORS WILL WORK WITH LATER MODEL FINNED HEAT SINKS, BUT STANDARD LENGTH LEAD STATORS WILL NOT WORK WITH EARLY FLAT HEAT SINKS.



SEVERAL IMPORTANT PARTS OF THE PX-5 REAR HOUSING ASSEMBLY ARE NO LONGER AVAILABLE. THESE INCLUDE THE REAR HOUSING, REAR BEARING RETAINER & HEAT SINKS, AMONG OTHERS. A **COMPLETE REAR HOUSING ASSEMBLY** IS RECOMMENDED USING EITHER A PX-5650 FOR A PX-5R, OR A PX-5655 FOR A PX-5P, P2, OR T. NOTE: AN EARLY "LONG LEAD" STATOR WILL WORK WITH BOTH OF THESE UPDATED REAR HOUSING ASSEMBLIES.

THESE FLAT HEAT SINKS & WIRE CONNECTION STRAPS ARE NO LONGER AVAILABLE.

SOME PARTS ARE DRAW LARGER FOR VISIBILITY

Penntex INDUSTRIES, INC. DATE: 04-13-2009

DRAWING BY DMc Scale: None
REVISED BY DATE:

PX-5 ALTERNATORS

PX-5-200 & 250

PARTS LIST

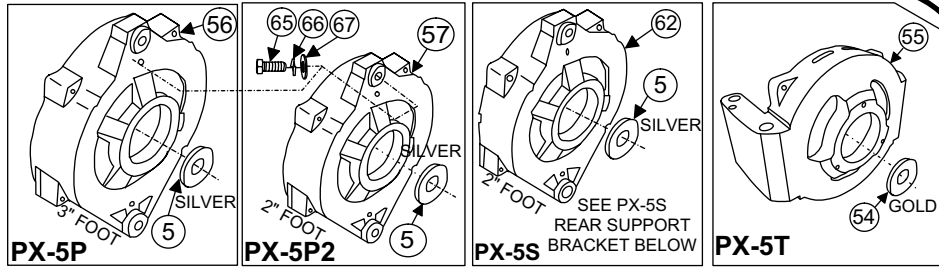
Serial #'s 06976693 to 079916154



No.	Part #	Description	Qty.	No.	Part #	Description	Qty.
1	PX-1060	Nut, SB Rotor	1	46	PX-1072	Insulator, White Heat Sink	2
2	PX-1059	Washer, Rotor Lock	1	49	**	Cap, Bearing Retainer	1
3A	PX-1129	Pulley, 2.3 K6 SB (PX5P, P2)	1	50	PX-1305	Screw, 10-24x1/2" SHC	3
3B	PX-1130	Pulley, 2.3 K8 (PX5R, T)	1	52	PX-1074	Bearing, Front	1
4	PX-1057	Fan	1	53	PX-1312	Retainer, Bearing Z Clip	3
5	PX-1058	Spacer, Fan (PX5P, PX5P2)	1	54	PX-1273	Spacer, Fan (PX5R, PX5T)	1
6	PX-1411	Housing, Front (PX5R)	1	55	PX-1122	Housing, Front (PX5T)	1
11	PX-1300	Rotor, 14V (PX5)	1	56	PX-1051	Housing, Front (PX5P)	1
12	PX-1299L	Stator, 14V 200 Amp (Long Leads)	1	57	PX-1123	Housing, Front (PX5P2)	1
***	PX-1299-3	Stator, 14V 200 Amp (Ext. Rect.) (There are no "Long Lead" Externally Rectified stators)	1	58	PX-1117	Bolt, 3/8x1-1/4", Grade 5	1
***	PX-1299-5L	Stator, 14V 250 Amp (Long Leads)	1	59	PX-1115	Washer, 3/8" Lock	1
13	*	Heat Sink Assembly, Negative	1	60	PX-1244	Washer, 3/8" Flat	1
14	*	Heat Sink Assembly, Positive	1	62	PX-2520	Post Asm, Positive (Old-Style)	1
15	PX-1102	Bolt, Attaching (to Bat. Post)	2	63	PX-2521	Post Asm, Negative (Old-Style)	1
20	*	Rectifier Strap - Long	1		*	Not available but upgraded. Call for replacement parts information.	
21	*	Rectifier Strap - Medium	1		**	Part Not Available	
22	*	Rectifier Strap - Short	1		***	Not Shown in Drawing	
23	PX-4511	Capacitor Assembly	1			Contact Us:	
24	PX-1099	Nut, 8-32 Keps	6			Phone: 817-590-2818	
25	PX-1096	Screw, 8-32x3/8" Hex	2			Fax: 817-590-0505	
26	PX-1097	Screw, 8-32x1/2" Hex	6			web: www.penntexusa.com	
27	PX-1098	Washer, #8 Flat	4			email: sales@penntexusa.com	
28	PX-2506	Brush Assembly (PX2, 4, 5)	1				
29	**	Spacer, Brush Holder	2				
30	PX-1049	Insulator, 8/32 Black Shoulder	2				
31	PX-1108	Washer, M4 Flat	2				
32	*	Housing, Rear	1				
33	PX-1066	Battery Post (Old Style)	2				
34	PX-1116	Washer, 5/16" Flat	3				
35	PX-1070	Insulator, Battery Post (Black)	1				
36	PX-1071	Insulator, Red Fiber Washer	2				
37	PX-1105	Nut, 5/16x18 Flange	2				
38	PX-1106	Nut, 5/16x18 Steel Lock	2				
39	PX-1294	Screw, 1/4-20x3" SHC	4				
40	PX-1104	Washer, 1/4" Lock	4				
41	PX-1249	Spring, Wave (PX2, 4G, 5)	1				
42	PX-1291	Bearing, Rear	1				
45	**	Screw, Bearing Retainer	3				

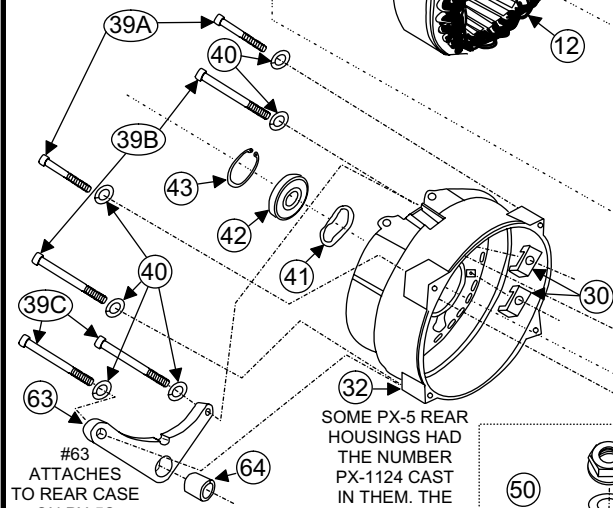
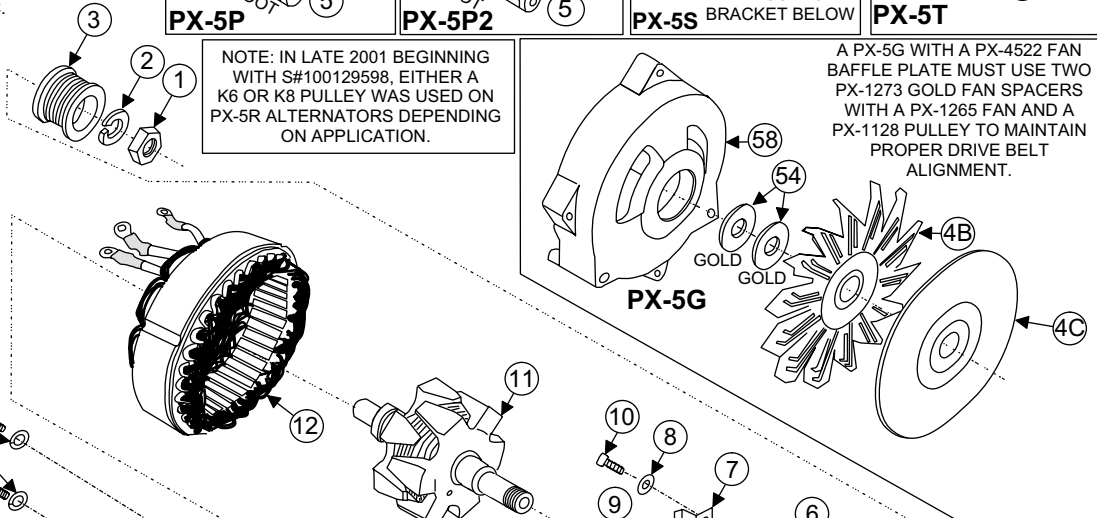
PennTex 02-01-2008

NOTE: PX-520(R,T,P,P2,ETC.) IS THE PART NUMBER FOR A COMPLETE ALTERNATOR, REGULATOR AND HARNESS KIT. PX-5(R,T,P,P2,ETC.) IS THE ALTERNATOR ONLY PART NUMBER. THIS NUMBERING SYSTEM IS THE SAME WITH ALL MODELS OF PENNTEX KITS AND ALTERNATORS: PX-220/PX-2, PX-320/PX-3, PX-420/PX-4, ETC.

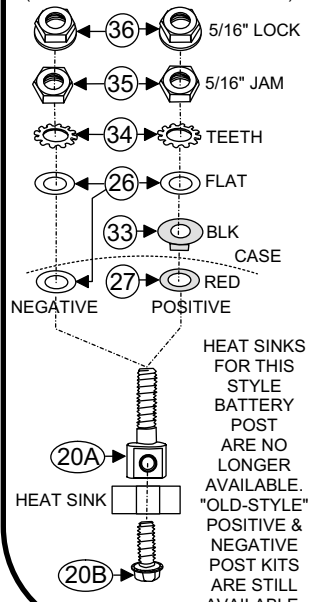


NOTE: IN LATE 2001 BEGINNING WITH S#100129598, EITHER A K6 OR K8 PULLEY WAS USED ON PX-5R ALTERNATORS DEPENDING ON APPLICATION.

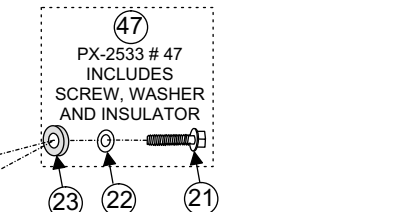
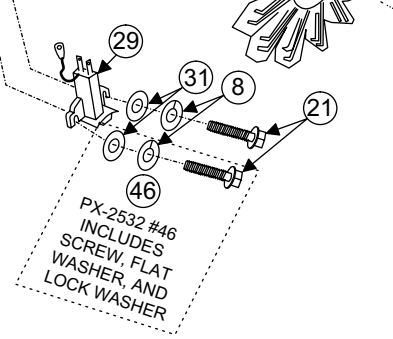
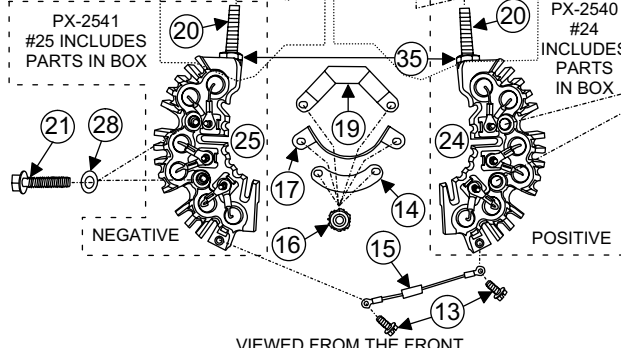
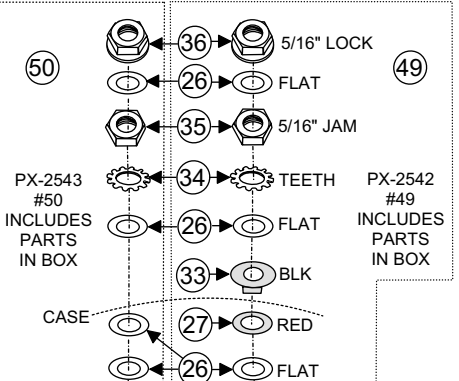
A PX-5G WITH A PX-4522 FAN BAFFLE PLATE MUST USE TWO PX-1273 GOLD FAN SPACERS WITH A PX-1265 FAN AND A PX-1128 PULLEY TO MAINTAIN PROPER DRIVE BELT ALIGNMENT.



OLD-STYLE POST PARTS ALIGNMENT (DIFFERENT FROM NEW STYLE)



SOME PX-5 REAR HOUSINGS HAD THE NUMBER PX-1124 CAST IN THEM. THE SAME CASTING WAS USED FOR PX-2 & PX-5 HOUSINGS WITH DIFFERENT MACHINING FOR THE DIFFERENT SIZED BEARINGS. DO NOT ORDER A PX-1124 FOR A PX-5. THE CORRECT REAR HOUSING PART NUMBER IS PX-1292.



SMALL PARTS ARE ENLARGED FOR VISIBILITY

Penntex INDUSTRIES, INC. Date: 03-14-2008
DRAWING BY DMc Scale: None
REVISED BY DATE:

PX-5 ALTERNATORS

PX-5-200 & 250

PARTS LIST

Serial #'s 079916155 to 100555948

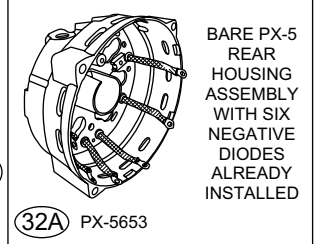
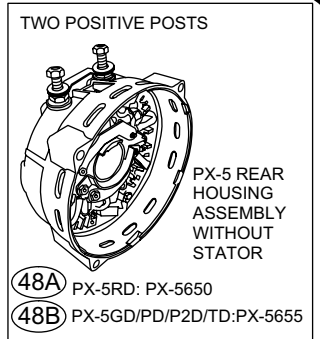
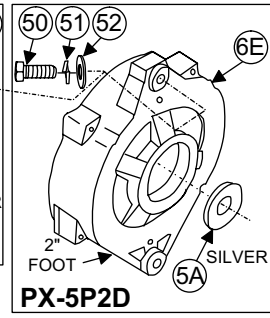
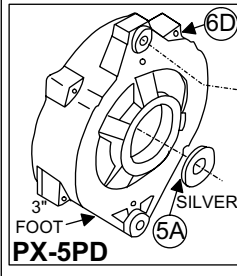
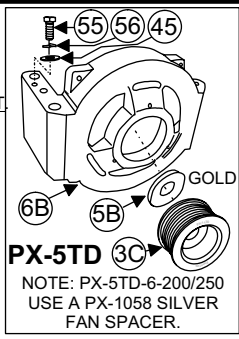


No.	Part #	Description	Qty.	No.	Part #	Description	Qty.
1	PX-1060	Nut, SB Rotor	1	28	PX-1098	Washer, #8 Flat	2
2	PX-1059	Washer, Rotor Lock	1	29	PX-2506	Brush Assembly (PX2, 4G, 5)	1
***	PX-1128	Pulley, 2.3 K6 SB (PX5G)	1	30	PX-1072	Insulator, White Heat Sink	2
***	PX-1129	Pulley, 2.3 K6 SB (PX5R Late 2001 And Up, P, P2)	1	31	PX-1111	Washer, #10 Flat	2
3	PX-1130	Pulley, 2.3 K8 SB (PX5R Prior To K6 change in 2001, 5S, 5T)	1	32	PX-1292	Housing, Rear (PX5)(NOT PX-1124)	1
***	PX-1155	Pulley, 2.3 K7 (PX5P2 Dodge)	1	33	PX-1070	Insulator, Battery Post (Black)	2
4A	PX-1057	Fan (All PX5 Except 5G)	1	34	PX-1515	Washer, 5/16" Ext. Tooth Lock	2
4B	PX-1265	Fan, Cooling (PX5G)	1	35	PX-1516	Nut, 5/16x18 Jam	4
4C	PX-4522	Fan Baffle (PX5G)	1	36	PX-1106	Nut, 5/16x18 Steel Lock	2
5	PX-1058	Spacer, Fan (PX5P, P2, S)	1	39A	PX-1294	Screw, 1/4-20x3" SHC	2
6	PX-1411	Housing, Front (PX5R)	1	39B	PX-1361	Screw, 1/4-20x4" SHC	2
7	PX-1289	Retainer, Bearing Z Clip (PX5)	3	39C	PX-1340	Bolt, 1/4-20x4-1/2" SHC	2
8	PX-1100	Washer, #10 Lock	2	40	PX-1104	Washer, 1/4" Lock	4
9	PX-1074	Bearing, Front (PX2, 3, 5)	1	41	PX-1249	Spring, Wave (PX2, 4G, 5)	1
10	PX-1305	Screw, 10-24x1/2" SHC	3	42	PX-1291	Bearing, Rear	1
11	PX-1300	Rotor, 14V (PX5)	1	43	PX-1366	Retainer, Bearing C-Ring	1
12	PX-1299-1	Stator, 14V 200A (PX5)	1	46	PX-2532	Screw Assembly, Brush	2
***	PX-1299-3	Stator, 14V 200A (Ext. Rect.)	1	47	PX-2533	Screw Asm, Pos. Heat Sink	2
***	PX-1299-5	Stator, 14V 250A (PX5)	1	49	PX-2542	Post Assembly, Positive	1
13	PX-1096	Screw, 8-32x3/8" Hex	2	50	PX-2543	Post Assembly, Negative	1
14	PX-1352	Strap, Small Rectifier	1	***	PX-2520	Post Asm, Positive (Old-Style)	1
15	PX-4511	Capacitor Assembly	1	***	PX-2521	Post Asm, Negative (Old-Style)	1
16	PX-1099	Nut, 8-32 Keps	6	54	PX-1273	Spacer, Fan (PX5G, T, R)	1
17	PX-1351	Strap, Medium Rectifier	1	55	PX-1122	Housing, Front (PX5T)	1
19	PX-1350	Strap, Large Rectifier	1	56	PX-1051	Housing, Front (PX5P)	1
20	PX-2545	Battery Post, Square Head	2	57	PX-1123	Housing, Front (PX5P2)	1
***		Note: in some rare cases, a hex-head post was used. That part number is PX-2539.	2	58	PX-1348	Housing, Front (PX5G)	1
20A	PX-1066	Battery Post (Old Style Only)	2	62	PX-1342	Housing, Front (PX5S)	1
20B	PX-1102	Bolt, Attaching (Old Style Post Only)	2	63	PX-1339	Bracket, Rear PX5S)	1
21	PX-1097	Screw, 8-32x1/2" Hex	6	64	PX-1341	Spacer (PX5S Leg)	1
22	PX-1108	Washer, M4 Flat	2	65	PX-1117	Bolt, 3/8x1-1/4", Grade 5	1
23	PX-1049	Insulator, 8/32 Black Shoulder	2	66	PX-1115	Washer, 3/8" Lock	1
24	PX-2540	Heat Sink Asm, Pos (PX2,4G,5)	1	67	PX-1244	Washer, 3/8" Flat	1
25	PX-2541	Heat Sink Asm, Neg (PX2,4G,5)	1	***		Part Not Shown In Drawing	
26	PX-1116	Washer, 5/16" Flat	3				
27	PX-1071	Insulator, Red Fiber Washer	2				

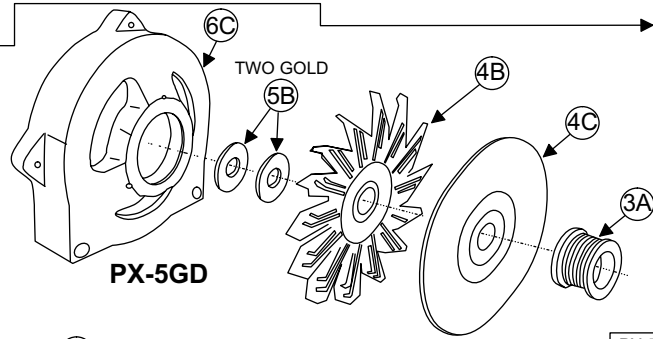
PennTex 02-12-2008

Contact Us: Phone: 817-590-2818, Fax: 817-590-0505, web: www.penntexusa.com, email: sales@penntexusa.com

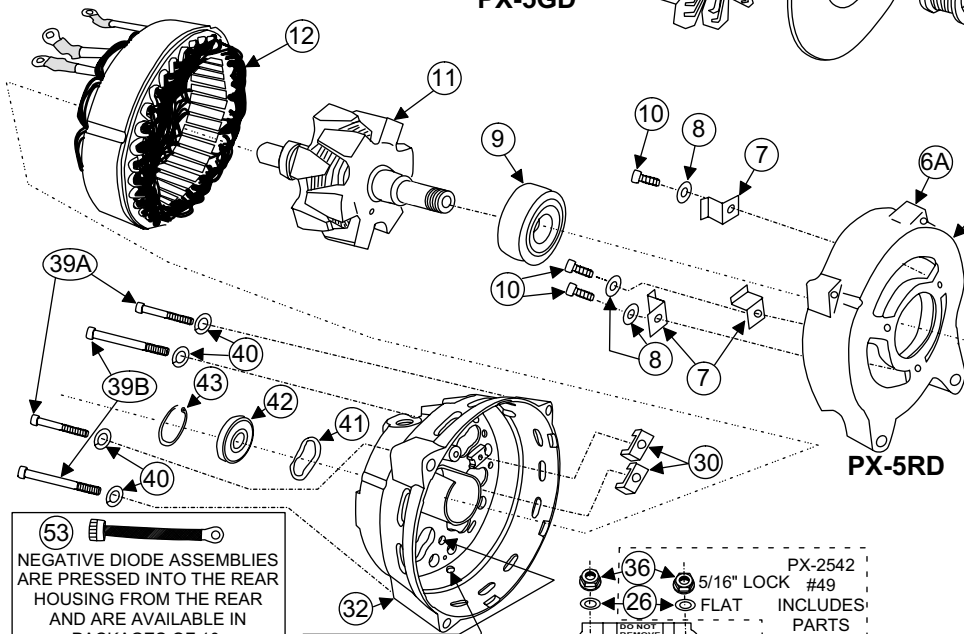
NOTE:
PX-520(RD,TD,PD,P2D,ETC.) IS THE PART NUMBER FOR A COMPLETE ALTERNATOR, REGULATOR AND HARNESS KIT
PX-5(RD,TD,PD,P2D,ETC.) IS THE ALTERNATOR ONLY PART NUMBER. THIS NUMBERING SYSTEM IS THE SAME WITH ALL MODELS OF PENNTEX KITS AND ALTERNATORS:
PX-220/PX-2, PX-320/PX-3, PX-420/PX-4, ETC.



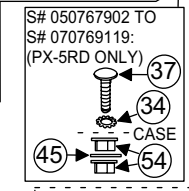
THE NEWEST PX-5 REAR HOUSING ASSEMBLY HAS TWO POSITIVE HEAT SINKS WITH THE NEGATIVE DIODES IN THE REAR HOUSING. THIS ASSEMBLY CAN BE USED ON EARLIER PX-5 ALTERNATORS IF THE GROUND CABLE PREVIOUSLY CONNECTED TO THE ALTERNATOR IS RELOCATED TO A BRACKET OR MOUNT BOLT.



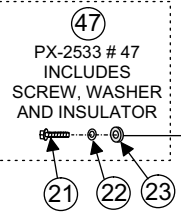
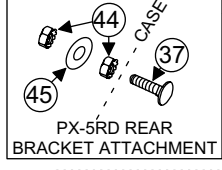
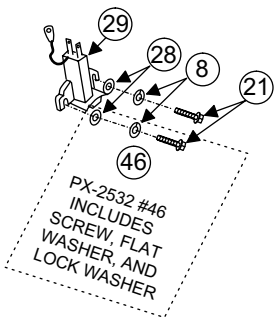
PX-5RD: PX-1130 (K8) PULLEY USED '97-'01. PX-1129 (K6) PULLEY USED FROM 2001-UP. NOTE: SOME SPECIAL APPLICATIONS MAY STILL USE A PX-1130 (K8) PULLEY AFTER 2001.



53 NEGATIVE DIODE ASSEMBLIES ARE PRESSED INTO THE REAR HOUSING FROM THE REAR AND ARE AVAILABLE IN PACKAGES OF 10. A BARE PX-5 REAR HOUSING (PX-1292) IS AVAILABLE WITH 6 NEGATIVE DIODES INSTALLED AS PART NUMBER PX-5653.

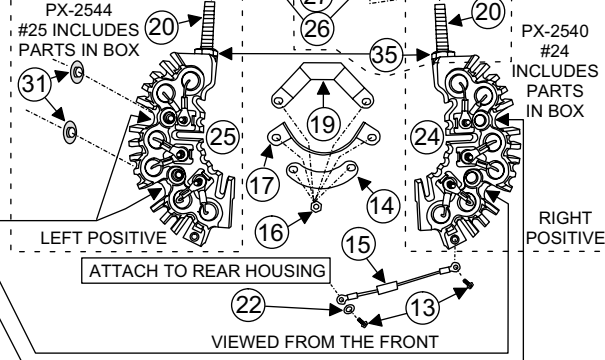


- 36 5/16" LOCK #49
- 26 FLAT INCLUDES PARTS IN BOX
- 38 DO NOT REMOVE
- 35 5/16" JAM
- 34 TEETH
- 26 FLAT
- 33 BLK
- 27 RED
- 26 FLAT
- 49 STRAP



PX-2544 #25 INCLUDES PARTS IN BOX

PX-2540 #24 INCLUDES PARTS IN BOX



Penntex INDUSTRIES, INC. Date: 03-14-2008
DRAWING BY Dmc REVISOR DATE: Scale: None

PX-5 ALTERNATORS

PX-5-200 & 250

PARTS LIST

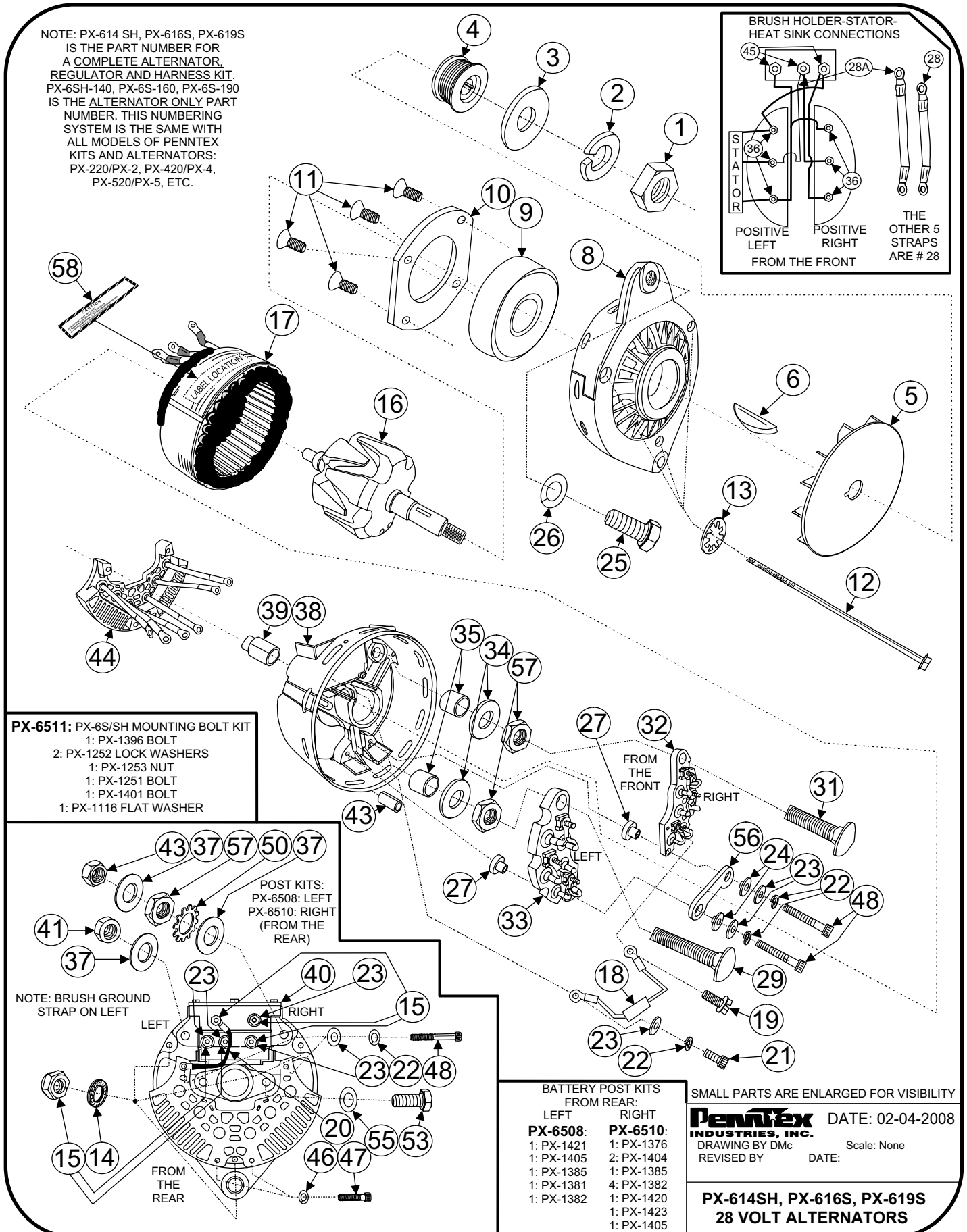
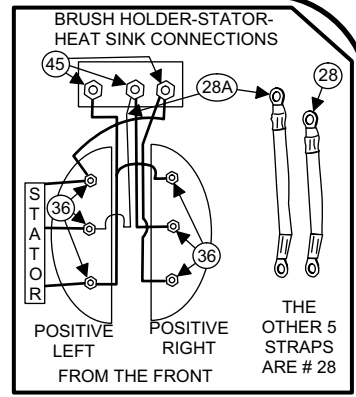
Serial #'s 100555949 to Present



No.	Part #	Description	Qty.	No.	Part #	Description	Qty.
1	PX-1060	Nut, SB Rotor	1	30	PX-1072	Insulator, White Heat Sink	2
2	PX-1059	Washer, Rotor Lock	1	31	PX-1091	Insulator, Shoulder	2
3A	PX-1128	Pulley, 2.3 K6 SB (PX5GD)	1	32	PX-1292	Housing, Rear (PX5)	1
3B	PX-1129	Pulley, 2.3 K6 SB (PX5RD*, PD, P2D)	1	32A	PX-5653	Hsg, Rear (PX5), With Neg. Diodes	1
3C	PX-1130	Pulley, 2.3 K8 SB (PX5R*,TD)	1	33	PX-1070	Insulator, Battery Post (Black)	2
4A	PX-1057	Fan, Cooling (PX5 All Exc 5GD)	1	34	PX-1515	Washer, 5/16" Ext. Tooth Lock	3
4B	PX-1265	Fan, Cooling (PX5GD)	1	35	PX-1516	Nut, 5/16x18 Jam	4
4C	PX-4522	Fan Baffle, PX-5GD	1	36	PX-1106	Nut, 5/16x18 Steel Lock	2
5A	PX-1058	Spacer, Fan (PX5PD, P2D, PX5TD-6-200, PX5TD-6-250)	1	37	PX-1295	Bolt, 1/4-20x1" Crg, (PX5RD)	2
5B	PX-1273	Spacer, Fan (All PX5 except PD,TD-6)	1	38	PX-3555	Strap, Output Post, (PX5)	1
6A	PX-1411	Housing, Front (PX5RD)	1	39A	PX-1294	Bolt, Thru (PX2, 4G, 5)	2
6B	PX-1122	Housing, Front (PX5TD)	1	39B	PX-1361	Bolt, Thru (PX5)	2
6C	PX-1348	Housing, Front (PX5GD)	1	40	PX-1104	Washer, 1/4" Lock	4
6D	PX-1051	Housing, Front (PX5PD)	1	41	PX-1249	Spring, Wave (PX2, 4, 5)	1
6E	PX-1123	Housing, Front (PX5P2D)	1	42	PX-1291	Bearing, Rear (PX5)	1
7	PX-1289	Retainer, Bearing Z Clip	3	43	PX-1366	Retainer, Bearing C-Ring	1
8	PX-1100	Washer, #10 Lock	5	44	PX-1196	Nut, 1/4"-20 Keps	2
9	PX-1074	Bearing, Front	1	45	PX-1103	Washer, #14 Flat	3
10	PX-1305	Screw, 10-24x1/2" SHC	3	46	PX-2532	Screw Assembly, Brush	2
11	PX-1300	Rotor, 14V (PX5)	1	47	PX-2533	Screw Asm, Pos. Heat Sink	4
12A	PX-1299-1	Stator, 14V 200 Amp (PX5)	1	48A	PX-5650	Housing Assembly, Rear W/O Stator (PX5RD)	1
12B	PX-1299-3	Stator, 14V 200 Amp- Ext. Rectified	1	48B	PX-5655	Housing Assembly, Rear W/O Stator (PX5TD, PD, P2D)	1
12C	PX-1299-5	Stator, 14V 250 Amp (PX5)	1	49	PX-2542	Post Assembly, Positive	2
13	PX-1096	Screw, 8-32x3/8" Hex	2	50	PX-1117	Bolt, 3/8x1-1/4" Grade 5	1
14	PX-1352	Strap, Small Rectifier	1	51	PX-1244	Washer, 3/8" Flat	1
15	PX-4511	Capacitor Assembly	1	52	PX-1115	Washer, 3/8" Lock	1
16	PX-1099	Nut, 8-32 Keps	6	53	PX-5335-PKG	Diode Asm, Negative (Pkg. of 10)	6
17	PX-1351	Strap, Medium Rectifier	1	54	PA-3607	Nut, 1/4" Flange (PX5RD)	2
19	PX-1350	Strap, Large Rectifier	1	55	PX-8336	Bolt, 1/4-20x3/4" (PX5TD)	1
20	PX-2545	Battery Post, 5/16" Square Head	2	56	PX-8423	Washer, DE Frame Screw Lock	1
21	PX-1097	Screw, 8-32x1/2" Hex	6	* PX5R Pulley Usage: A PX-1130 K8 pulley was used 1997 to late 2001. A PX-1129 K6 pulley was used from late 2001 up.			
22	PX-1108	Washer, M4 Flat	5				
23	PX-1049	Insulator, 8/32 Black Shoulder	4	NOTE: A PX-5-200/250 Alternator uses a PX-4000 & PX-2502-2 Harness.			
24	PX-2540	Heat Sink Asm, Positive Right	1				
25	PX-2544	Heat Sink Asm, Positive Left	1	PennTex 02-01-2008			
26	PX-1116	Washer, 5/16" Flat	6				
27	PX-1071	Insulator, Red Fiber Washer	2				
28	PX-1098	Washer, #8 Flat	2				
29	PX-2506	Brush Assembly (PX5)	1				

Contact Us: Phone: 817-590-2818, Fax: 817-590-0505, web: www.penntexusa.com, email: sales@penntexusa.com

NOTE: PX-614 SH, PX-616S, PX-619S IS THE PART NUMBER FOR A COMPLETE ALTERNATOR, REGULATOR AND HARNESS KIT. PX-6SH-140, PX-6S-160, PX-6S-190 IS THE ALTERNATOR ONLY PART NUMBER. THIS NUMBERING SYSTEM IS THE SAME WITH ALL MODELS OF PENNTEX KITS AND ALTERNATORS: PX-220/PX-2, PX-420/PX-4, PX-520/PX-5, ETC.



PX-6511: PX-6S/SH MOUNTING BOLT KIT
 1: PX-1396 BOLT
 2: PX-1252 LOCK WASHERS
 1: PX-1253 NUT
 1: PX-1251 BOLT
 1: PX-1401 BOLT
 1: PX-1116 FLAT WASHER

POST KITS:
 PX-6508: LEFT
 PX-6510: RIGHT
 (FROM THE REAR)

NOTE: BRUSH GROUND STRAP ON LEFT

BATTERY POST KITS FROM REAR:

LEFT	RIGHT
PX-6508:	PX-6510:
1: PX-1421	1: PX-1376
1: PX-1405	2: PX-1404
1: PX-1385	1: PX-1385
1: PX-1381	4: PX-1382
1: PX-1382	1: PX-1420
	1: PX-1423
	1: PX-1405

SMALL PARTS ARE ENLARGED FOR VISIBILITY

Penntex INDUSTRIES, INC. DATE: 02-04-2008
 DRAWING BY DMc Scale: None
 REVISED BY DATE:

**PX-614SH, PX-616S, PX-619S
 28 VOLT ALTERNATORS**

PX-6SH-140 (14-28V HYBRID) , PX-6S-160/190 (28 V)

PARTS LIST

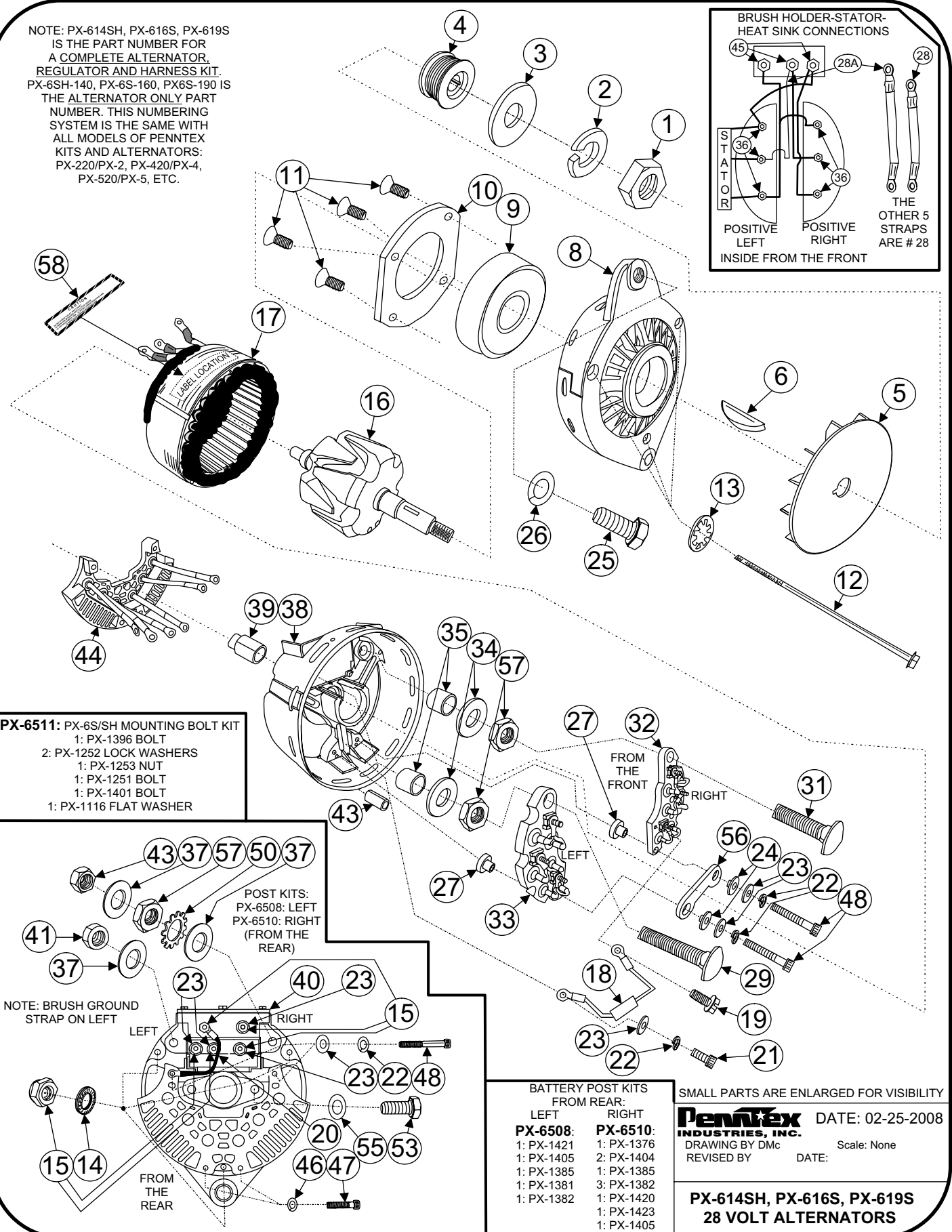
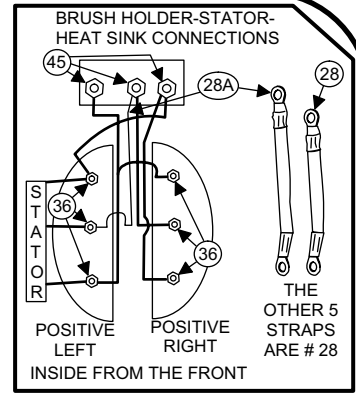
Serial #'s 0 to 070553264



No.	Part #	Description	Qty.
1	PX-1083	Nut, 5/8-18 Hex Rotor	1
2	PX-1059	Washer, Rotor Lock	1
3	PX-1058	Spacer, Fan	1
4	PX-1355	Pulley, 2.5 K8 LB (PX3&6)	1
5	PX-1409	Fan, Cooling (PX3&6)	1
6	PX-1080	Key, Woodruff (PX3&6)	1
8	PX-1073	Housing, Front (PX3&6)	1
9	PX-1074	Bearing, Front (PX3&6)	1
10	PX-1075	Retainer, Bearing (PX3&6)	1
11	PX-1301	Screw, Front Bearing Retainer	4
12	PX-1364	Bolt, Thru (PX6)	3
13	PX-1101	Washer, #10 Internal Lock	3
14	PX-1269	Washer, #10 Nord Locking (Pr)	3
15	PX-1213	Nut, 10-32 Nylon Lock	8
16	PX-6501	Rotor, 14V (PX614SH Hybrid)	1
***	PX-6524	Rotor, 28V (PX616S,619S)	1
17	PX-6516	Stator, 14V 140A (PX614SH), 24V 160A (PX616S)	1
***	PX-6519	Stator, 28V 190A (PX619S)	1
18	PX-3514	Capacitor Asm, (PX3&6)	1
19	PX-1096	Screw, 8-32x3/8" Hex	1
20	PX-3100	Strap, Brush Holder Ground	1
21	PX-1303	Screw, 10-32x1/2" SHC	1
22	PX-1100	Washer, #10 Lock	5
23	PX-1111	Washer, #10 Flat	9
24	PX-1091	Insulator, Shoulder (PX3&6)	2
25	PX-1251	Bolt, 1/2x13x1" Hex Gr 8	1
26	PX-1252	Washer, 1/2" Split Lock Gr 8	1
27	PX-1090	Insulator, Positive Heat Sink	2
28	PX-3510	Strap, Rectifier A/C (PX3&6)	5
28A	PX-3510L	Strap, Rectifier Long (PX3&6)	1
29	PX-1376	Battery Post, 3/8x2-1/2" (PX3&6)	1
31	PX-1421	Bolt, 3/8x2" Gr2 Carriage	1
32	PX-6504	Heat Sink Asm, Pos Right (PX6)	1
33	PX-6505	Heat Sink Asm, Pos Left (PX6)	1
34	PX-1385	Insulator, Heat Sink 3/8" (PX3&6)	2
35	PX-1405	Sleeve, 3/8" Battery Post (PX3&6)	2
36	PX-1099	Nut, 8-32 Keps	6
37	PX-1382	Washer, 3/8" Flat (PX3&6)	3
38	PX-1375	Housing, Rear (PX3&6)	1

No.	Part #	Description	Qty.
39	PX-1081	Bearing, Rear (INA)	1
40	PX-3517	Brush Assembly, New (PX3&6)	1
41	PX-1381	Nut, 3/8" Flange	1
43	PX-1372	Spacer, Leg (PX6S & SF Only)	1
44	PX-6506	Heat Sink Assembly, Neg (PX6)	1
45	PX-1113	Nut, 10-32 Keps	5
46	PX-1104	Washer, 1/4" Lock	2
47	PX-1380	Bolt, 1/4-20x1-1/2" SCS	2
48	PX-1377	Screw, 10-32x1-1/4" SCS	4
50	PX-1420	Washer, 3/8 Ext Lock (PX3&6)	1
53	PX-1401	Screw, 5/16x3/4" Hex Cap	1
55	PX-1116	Washer, 5/16" Flat	1
57	PX-1404	Nut, 3/8" Steel Jam (PX3&6)	4
58	PX-1387	Decal, Caution (PX3&6)	1
59	PX-1423	Nut, 3/8" Steel Lock (PX3&6)	2
***	PX-6508	Battery Post Asm, Pos. Left	1
***	PX-6510	Battery Post Asm, Pos. Right	1
***	PX-6511	PX6S Mounting Bolt Kit	1
***		Not Shown In Drawing	
		Contact Us:	
		Phone: 817-590-2818	
		Fax: 817-590-0505	
		web: www.penntexusa.com	
		email: sales@penntexusa.com	
		PennTex 02-04-2008	

NOTE: PX-614SH, PX-616S, PX-619S IS THE PART NUMBER FOR A COMPLETE ALTERNATOR, REGULATOR AND HARNESS KIT. PX-6SH-140, PX-6S-160, PX-6S-190 IS THE ALTERNATOR ONLY PART NUMBER. THIS NUMBERING SYSTEM IS THE SAME WITH ALL MODELS OF PENNTEX KITS AND ALTERNATORS: PX-220/PX-2, PX-420/PX-4, PX-520/PX-5, ETC.



PX-6511: PX-6S/SH MOUNTING BOLT KIT
 1: PX-1396 BOLT
 2: PX-1252 LOCK WASHERS
 1: PX-1253 NUT
 1: PX-1251 BOLT
 1: PX-1401 BOLT
 1: PX-1116 FLAT WASHER

POST KITS:
 PX-6508: LEFT
 PX-6510: RIGHT
 (FROM THE REAR)

NOTE: BRUSH GROUND STRAP ON LEFT

BATTERY POST KITS FROM REAR:
 LEFT RIGHT
PX-6508: 1: PX-1421
 1: PX-1405
 1: PX-1385
 1: PX-1381
 1: PX-1382
PX-6510: 1: PX-1376
 2: PX-1404
 1: PX-1385
 3: PX-1382
 1: PX-1420
 1: PX-1423
 1: PX-1405

SMALL PARTS ARE ENLARGED FOR VISIBILITY

Penntex INDUSTRIES, INC. DATE: 02-25-2008
 DRAWING BY DMc Scale: None
 REVISED BY DATE:

**PX-614SH, PX-616S, PX-619S
 28 VOLT ALTERNATORS**

PX-6SH-140 (14-28V HYBRID), PX-6S-160/190 (28 Volt)

PARTS LIST

Serial #'s 070553265 to Present

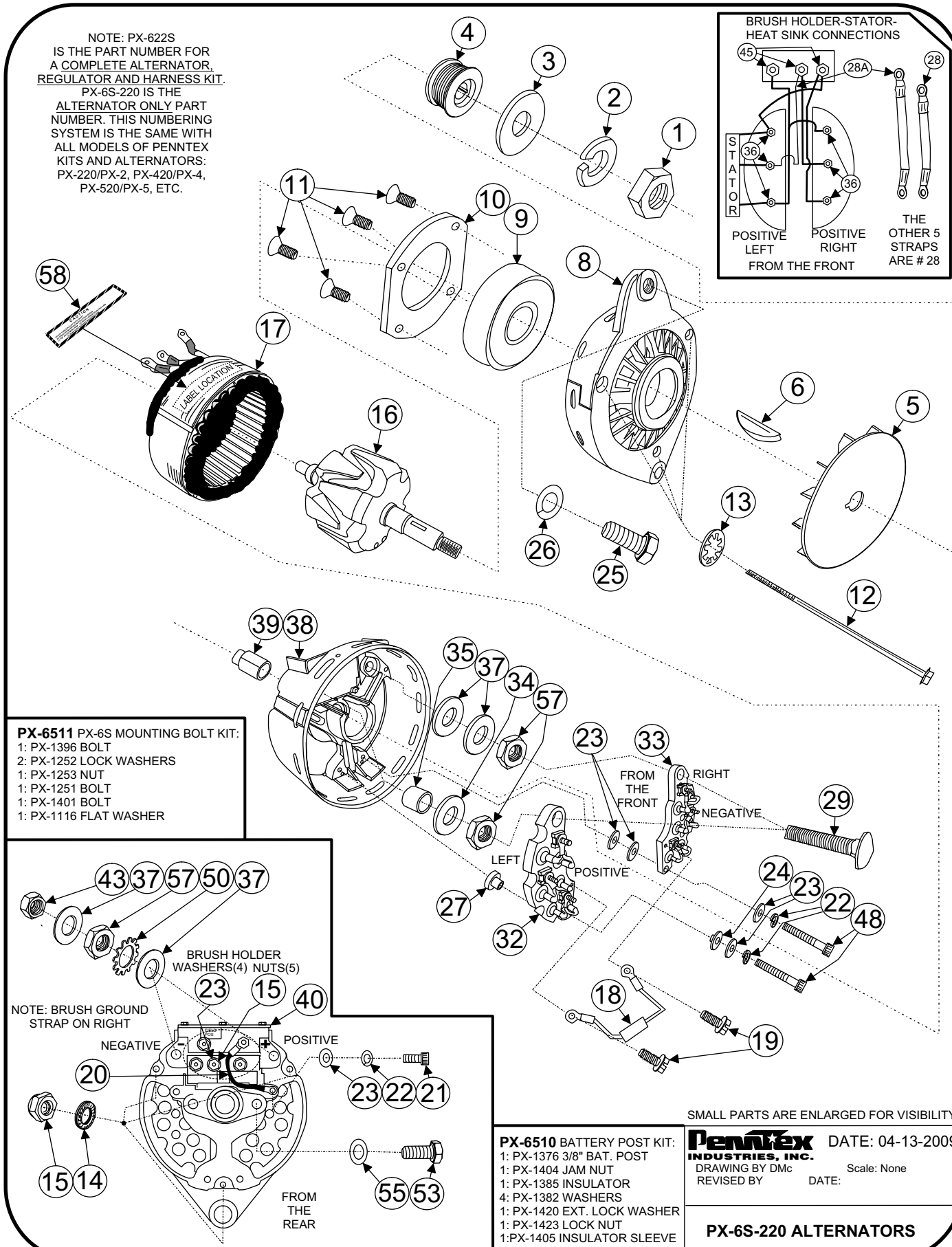
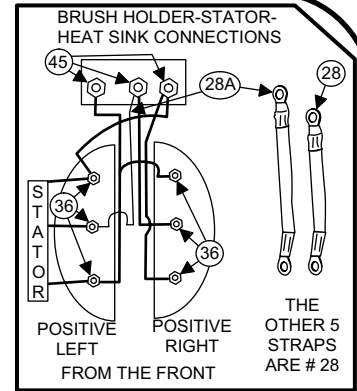


No.	Part #	Description	Qty.
1	PX-1083	Nut, 5/8-18 Hex Rotor	1
2	PX-1059	Washer, Rotor Lock	1
3	PX-1058	Spacer, Fan	1
4	PX-1355	Pulley, 2.5 K8 LB (PX3&6)	1
5	PX-1409	Fan, Cooling (PX3&6)	1
6	PX-1080	Key, Woodruff (PX3&6)	1
8	PX-1073	Housing, Front (PX3&6)	1
9	PX-1074	Bearing, Front (PX3&6)	1
10	PX-1075	Retainer, Bearing (PX3&6)	1
11	PX-1301	Screw, Front Bearing Retainer	4
12	PX-1364	Bolt, Thru (PX6)	3
13	PX-1101	Washer, #10 Internal Lock	3
14	PX-1269	Washer, #10 Nord Locking (Pr)	3
15	PX-1213	Nut, 10-32 Nylon Lock	8
16	PX-6501	Rotor, 14V (PX614SH Hybrid)	1
***	PX-6524	Rotor, 28V (PX616,619)	1
17	PX-6516	Stator, 14V 140A (PX614SH), 28V 160A (PX616S)	1
***	PX-6519	Stator, 28V 190A (PX619S)	1
18	PX-3514	Capacitor Asm, (PX3&6)	1
19	PX-1096	Screw, 8-32x3/8" Hex	1
20	PX-3100	Strap, Brush Holder Ground	1
21	PX-1303	Screw, 10-32x1/2" SHC	1
22	PX-1100	Washer, #10 Lock	5
23	PX-1111	Washer, #10 Flat	9
24	PX-1091	Insulator, Shoulder (PX3&6)	2
25	PX-1251	Bolt, 1/2x13x1" Hex Gr 8	1
26	PX-1252	Washer, 1/2" Split Lock Gr 8	1
27	PX-1090	Insulator, Positive Heat Sink	2
28	PX-3510	Strap, Rectifier A/C (PX3&6)	5
28A	PX-3510L	Strap, Rectifier Long (PX3&6)	1
29	PX-1376	Battery Post, 3/8x2-1/2" (PX3&6)	1
31	PX-1421	Bolt, 3/8x2" Gr2 Carriage	1
32	PX-6504	Heat Sink Asm, Pos Right (PX6)	1
33	PX-6505	Heat Sink Asm, Pos Left (PX6)	1
34	PX-1385	Insulator, Heat Sink 3/8" (PX3&6)	2
35	PX-1405	Sleeve, 3/8" Battery Post (PX3&6)	2
36	PX-1099	Nut, 8-32 Keps	6
37	PX-1382	Washer, 3/8" Flat (PX3&6)	3
38	PX-1375	Housing, Rear (PX3&6)	1

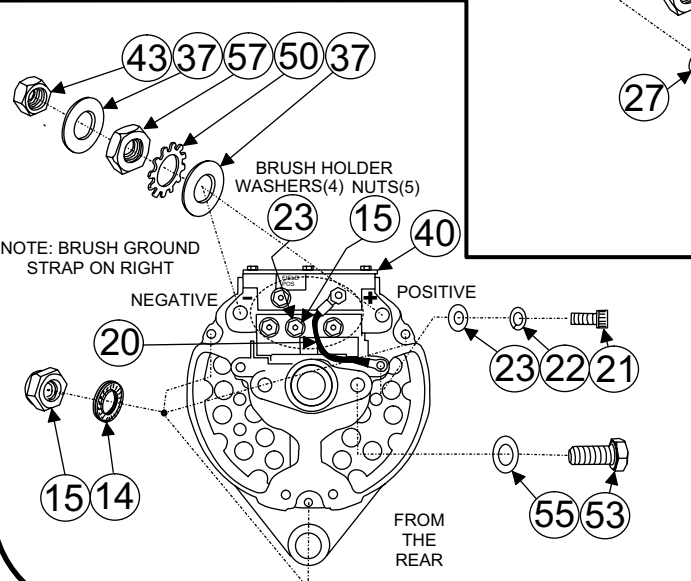
No.	Part #	Description	Qty.
39	PX-1081	Bearing, Rear (INA)	1
40	PX-3517	Brush Assembly, New (PX3&6)	1
41	PX-1381	Nut, 3/8" Flange	1
43	PX-1372	Spacer, Leg (PX6S & SF Only)	1
44	PX-6506	Heat Sink Assembly, Neg (PX6)	1
45	PX-1113	Nut, 10-32 Keps	5
46	PX-1104	Washer, 1/4" Lock	2
47	PX-1380	Bolt, 1/4-20x1-1/2" SCS	2
48	PX-1377	Screw, 10-32x1-1/4" SCS	4
50	PX-1420	Washer, 3/8" Ext Lock (PX3&6)	1
53	PX-1401	Screw, 5/16x3/4" Hex Cap	1
55	PX-1116	Washer, 5/16" Flat	1
57	PX-1404	Nut, 3/8" Steel Jam (PX3&6)	4
58	PX-1387	Decal, Caution (PX3&6)	1
59	PX-1423	Nut, 3/8" Steel Lock (PX3&6)	2
***	PX-6508	Battery Post Asm, Pos. Left	1
***	PX-6510	Battery Post Asm, Pos. Right	1
***	PX-6511	PX6S/SH Mounting Bolt Kit	1
***		Not Shown In Drawing	
		NOTE: A PX-6SH-140 Hybrid Alternator uses a PX-4000-4 Voltage Regulator and PX-6522 Hybrid Harness.	
		A PX-6S-160 or PX-6S-190 28 Volt Alternator uses a PX-4024 Voltage Regulator and PX-3502-3 Harness.	
		Contact Us: Phone: 817-590-2818 Fax: 817-590-0505 web: www.penntexusa.com email: sales@penntexusa.com	
		PennTex 02-25-2007	

NOTE: PX-622S IS THE PART NUMBER FOR A COMPLETE ALTERNATOR, REGULATOR AND HARNESS KIT.

PX-6S-220 IS THE ALTERNATOR ONLY PART NUMBER. THIS NUMBERING SYSTEM IS THE SAME WITH ALL MODELS OF PENNTEX KITS AND ALTERNATORS: PX-220/PX-2, PX-420/PX-4, PX-520/PX-5, ETC.



PX-6511 PX-6S MOUNTING BOLT KIT:
1: PX-1396 BOLT
2: PX-1252 LOCK WASHERS
1: PX-1253 NUT
1: PX-1251 BOLT
1: PX-1401 BOLT
1: PX-1116 FLAT WASHER



SMALL PARTS ARE ENLARGED FOR VISIBILITY

PX-6510 BATTERY POST KIT:
1: PX-1376 3/8" BAT. POST
1: PX-1404 JAM NUT
1: PX-1385 INSULATOR
4: PX-1382 WASHERS
1: PX-1420 EXT. LOCK WASHER
1: PX-1423 LOCK NUT
1: PX-1405 INSULATOR SLEEVE

PennTex INDUSTRIES, INC. DATE: 04-13-2009
DRAWING BY DMc Scale: None
REVISED BY DATE:

PX-6S-220 ALTERNATORS



PX-6S-220

PARTS LIST

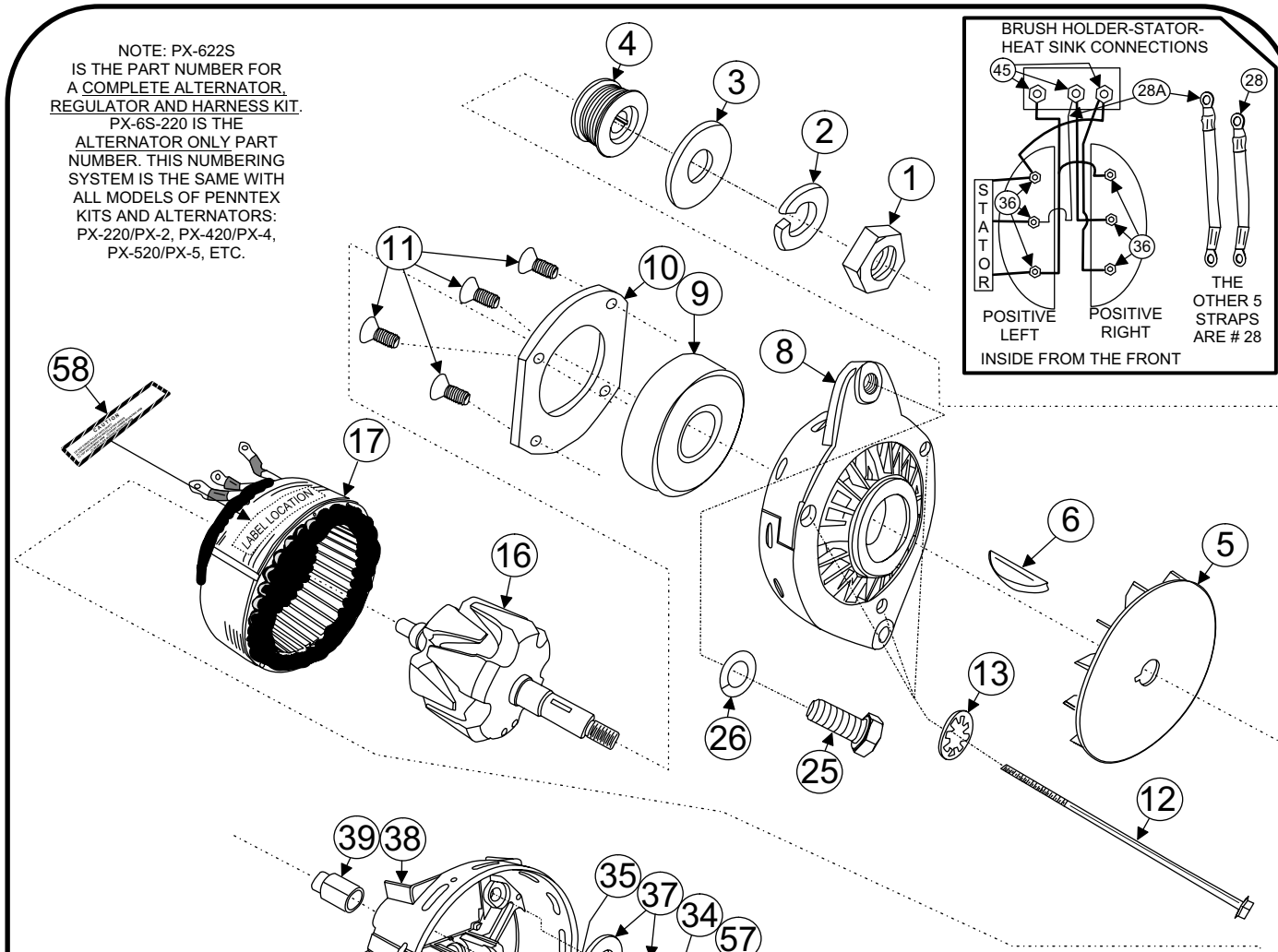
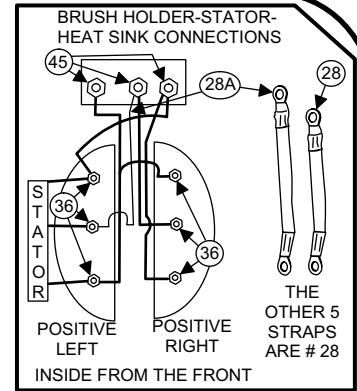
Serial #'s 0 to 070553264

No.	Part #	Description	Qty.
1	PX-1083	Nut, Rotor	1
2	PX-1059	Washer, Rotor Lock	1
3	PX-1058	Spacer, Fan	1
4	PX-1355	Pulley, 2.5 K8 LB (PX3&6)	1
5	PX-1409	Fan, Cooling (PX3&6)	1
6	PX-1080	Key, Woodruff (PX3&6)	1
8	PX-1073	Housing, Front (PX3&6S)	1
9	PX-1074	Bearing, Front	1
10	PX-1075	Retainer, Bearing (PX3&6)	1
11	PX-1301	Screw, Front Bearing Retainer	4
12	PX-1364	Bolt, Thru	3
13	PX-1101	Washer, #10 Internal Lock	3
14	PX-1269	Washer, #10 Nord Locking	3
15	PX-1213	Nut, 10-32 Nylon Lock	8
16	PX-6501	Rotor, 14V (PX6)	1
17	PX-6503	Stator, 14V (PX6)	1
18	PX-3514	Capacitor Assembly (PX6)	1
19	PX-1096	Screw, 8-32x3/8" Hex	2
20	PX-3100	Strap, Brush Holder Ground	1
21	PX-1303	Screw, 10-32x1/2" SHC	1
22	PX-1100	Washer, #10 Lock	3
23	PX-1111	Washer, #10 Flat	9
24	PX-1091	Insulator, Shoulder (PX3&6)	1
25	PX-1251	Bolt, 1/2x13x1" Hex Gr 8	1
26	PX-1252	Washer, 1/2" Split Lock Gr 8	1
27	PX-1090	Insulator, Positive Heat Sink	1
28	PX-3510	Strap, Rectifier A/C (PX3&6)	5
28A	PX-3510L	Strap, Rectifier Long (PX3&6)	1
29	PX-1376	Battery Post, 3/8x2-1/2" (PX6)	2
32	PX-3504	Heat Sink Asm, Pos L (PX6)	1
33	PX-3505	Heat Sink Asm, Neg R (PX6)	1
34	PX-1385	Insulator, Heat Sink 3/8" (PX6)	2
35	PX-1405	Sleeve, 3/8" Battery Post (PX6)	1
36	PX-1099	Nut, 8-32 Keps	6
37	PX-1382	Washer, 3/8" Flat	6
38	PX-1375	Housing, Rear (PX3&6 3/8")	1
39	PX-1081	Bearing, Rear (INA)	1
40	PX-3517	Brush Assembly, New (PX3&6)	1
43	PX-1423	Nut, 3/8" Steel Lock (PX3&6)	2
45	PX-1113	Nut, 10-32 Keps	5

No.	Part #	Description	Qty.
48	PX-1114	Screw, 10-32x1" SHC	2
50	PX-1420	Washer, 3/8" Ext Lock (PX6)	2
53	PX-1401	Screw, 5/16x3/4" Hex Cap	1
55	PX-1116	Washer, 5/16" Flat	1
57	PX-1404	Nut, 3/8" Steel Jam (PX3&6)	4
58	PX-1387	Decal, Caution (PX3&6)	1
***	PX-6510	Battery Post Assembly (PX6)	2
***	PX-6511	Kit, Mounting Bolt (PX6S)	1
***	PX-3530	Housing Asm, PX6S Rear W/O Stator (complete rear housing with all parts except stator. This assembly has 3/8" bat. posts.)	1
***		Not Shown In Drawing	
		NOTE: This alternator has been superseded by the PX-6S-275.	
		Contact Us: Phone: 817-590-2818 Fax: 817-590-0505 web: www.penntexusa.com email: sales@penntexusa.com	
		PennTex 02-04-2008	

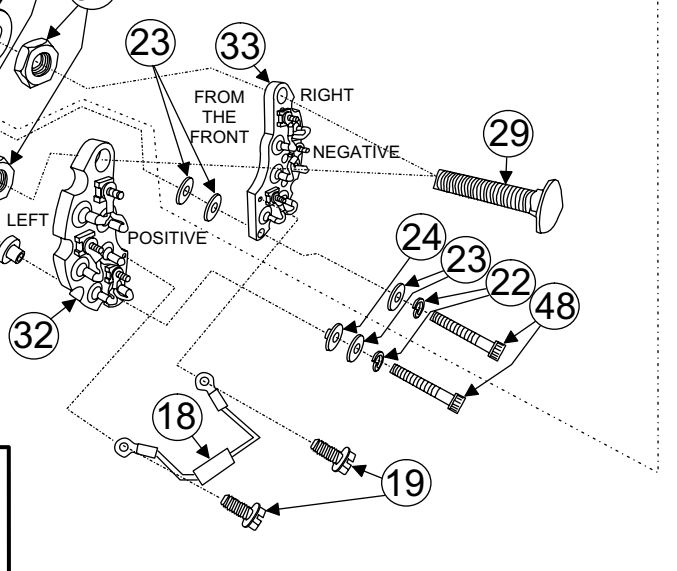
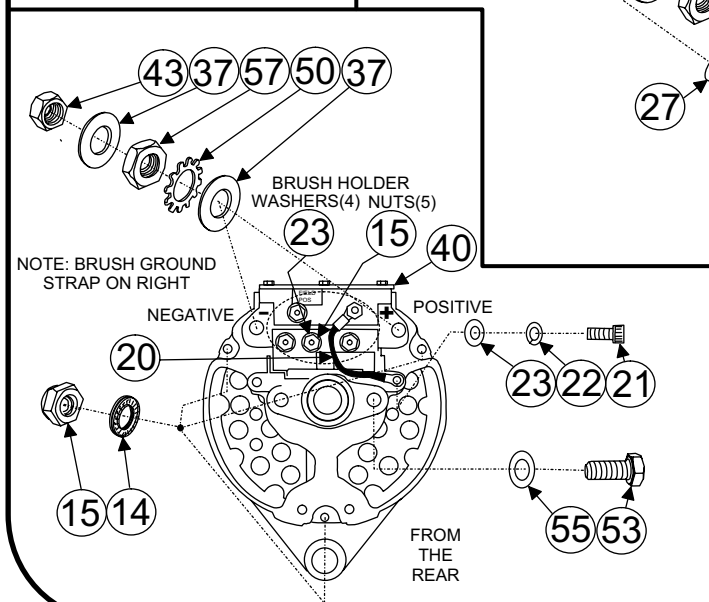
NOTE: PX-622S IS THE PART NUMBER FOR A COMPLETE ALTERNATOR, REGULATOR AND HARNESS KIT.

PX-6S-220 IS THE ALTERNATOR ONLY PART NUMBER. THIS NUMBERING SYSTEM IS THE SAME WITH ALL MODELS OF PENNTEX KITS AND ALTERNATORS: PX-220/PX-2, PX-420/PX-4, PX-520/PX-5, ETC.



PX-6511 PX-6S MOUNTING BOLT KIT:

- 1: PX-1396 BOLT
- 2: PX-1252 LOCK WASHERS
- 1: PX-1253 NUT
- 1: PX-1251 BOLT
- 1: PX-1401 BOLT
- 1: PX-1116 FLAT WASHER



SMALL PARTS ARE ENLARGED FOR VISIBILITY

PX-6510 BATTERY POST KIT:

- 1: PX-1376 3/8" BAT. POST
- 1: PX-1404 JAM NUT
- 1: PX-1385 INSULATOR
- 4: PX-1382 WASHERS
- 1: PX-1420 EXT. LOCK WASHER
- 1: PX-1423 LOCK NUT
- 1: PX-1405 INSULATOR SLEEVE

Penntex INDUSTRIES, INC. DATE: 11-19-2007
DRAWING BY DMc Scale: None
REVISED BY DATE:

PX-6S-220 ALTERNATORS



PX-6S-220

PARTS LIST

Serial #'s 070553265 to Present

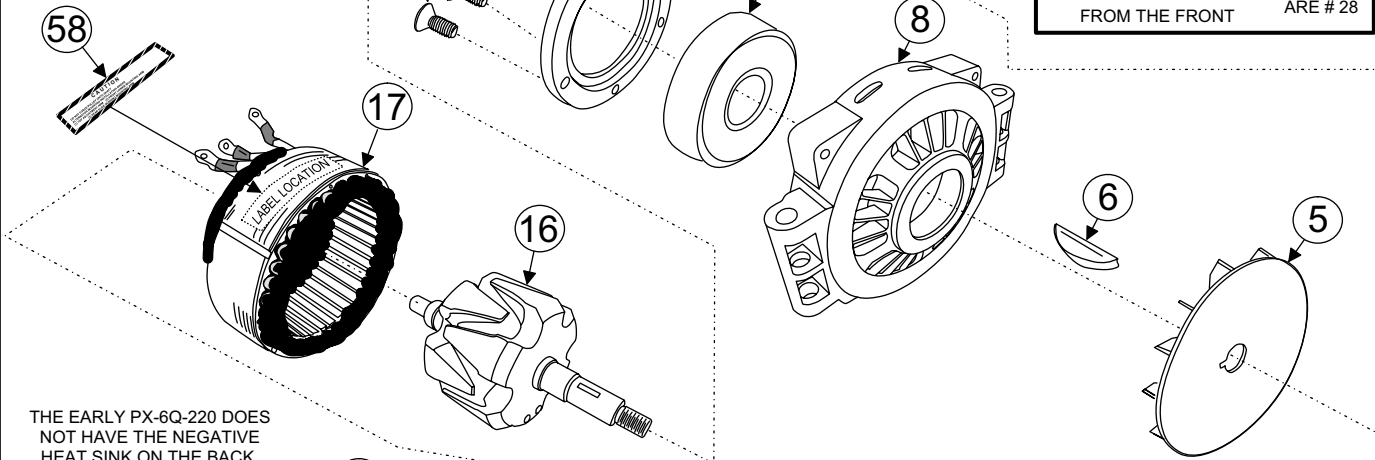
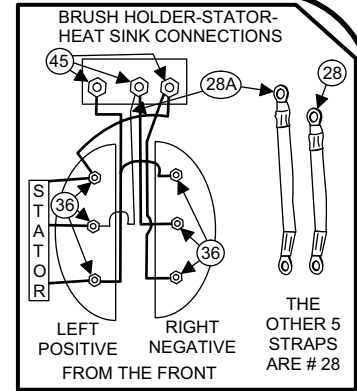
No.	Part #	Description	Qty.
1	PX-1083	Nut, Rotor	1
2	PX-1059	Washer, Rotor Lock	1
3	PX-1058	Spacer, Fan	1
4	PX-1355	Pulley, 2.5 K8 LB (PX3&6)	1
5	PX-1409	Fan, Cooling (PX3&6)	1
6	PX-1080	Key, Woodruff (PX3&6)	1
8	PX-1073	Housing, Front (PX3&6S)	1
9	PX-1074	Bearing, Front	1
10	PX-1075	Retainer, Bearing (PX3&6)	1
11	PX-1301	Screw, Front Bearing Retainer	4
12	PX-1364	Bolt, Thru	3
13	PX-1101	Washer, #10 Internal Lock	3
14	PX-1269	Washer, #10 Nord Locking	5
15	PX-1213	Nut, 10-32 Nylon Lock	8
16	PX-6501	Rotor, 14V (PX6)	1
17	PX-6503	Stator, 14V (PX6)	1
18	PX-3514	Capacitor Assembly (PX6)	1
19	PX-1096	Screw, 8-32x3/8" Hex	2
20	PX-3100	Strap, Brush Holder Ground	1
21	PX-1303	Screw, 10-32x1/2" SHC	1
22	PX-1100	Washer, #10 Lock	3
23	PX-1111	Washer, #10 Flat	9
24	PX-1091	Insulator, Shoulder (PX3&6)	1
25	PX-1251	Bolt, 1/2x13x1" Hex Gr 8	1
26	PX-1252	Washer, 1/2" Split Lock Gr 8	1
27	PX-1090	Insulator, Positive Heat Sink	1
28	PX-3510	Strap, Rectifier A/C (PX3&6)	5
28A	PX-3510L	Strap, Rectifier Long (PX3&6)	1
29	PX-1376	Battery Post, 3/8x2-1/2" (PX6)	2
32	PX-3504	Heat Sink Asm, Pos L (PX6)	1
33	PX-3505	Heat Sink Asm, Neg R (PX6)	1
34	PX-1385	Insulator, Heat Sink 3/8" (PX6)	2
35	PX-1405	Sleeve, 3/8" Battery Post (PX6)	1
36	PX-1099	Nut, 8-32 Keps	6
37	PX-1382	Washer, 3/8" Flat	6
38	PX-1375	Housing, Rear (PX3&6 3/8")	1
39	PX-1081	Bearing, Rear (INA)	1
40	PX-3517	Brush Assembly, New (PX3&6)	1
43	PX-1423	Nut, 3/8" Steel Lock (PX3&6)	2
45	PX-1113	Nut, 10-32 Keps	5

No.	Part #	Description	Qty.
48	PX-1114	Screw, 10-32x1" SHC	2
50	PX-1420	Washer, 3/8" Ext Lock (PX6)	2
53	PX-1401	Screw, 5/16x3/4" Hex Cap	1
55	PX-1116	Washer, 5/16" Flat	1
57	PX-1404	Nut, 3/8" Steel Jam (PX3&6)	4
58	PX-1387	Decal, Caution (PX3&6)	1
***	PX-6510	Battery Post Assembly (PX6)	2
***	PX-6511	Kit, Mounting Bolt (PX6S)	1
***	PX-3530	Housing Asm, PX6S Rear W/O Stator (complete rear housing with all parts except stator. This assembly has 3/8" bat. posts.)	1
***		Not Shown In Drawing	
		NOTE: This alternator has been superseded by the PX-6S-275.	
		Contact Us: Phone: 817-590-2818 Fax: 817-590-0505 web: www.penntexusa.com email: sales@penntexusa.com	
		PennTex 02-04-2008	

NOTE: PX-622Q IS THE PART NUMBER FOR A COMPLETE ALTERNATOR, REGULATOR AND HARNESS KIT.

PX-6Q-220 IS THE ALTERNATOR ONLY PART NUMBER. THIS NUMBERING SYSTEM IS THE SAME WITH ALL MODELS OF PENNTEX KITS AND ALTERNATORS: PX-220/PX-2, PX-420/PX-4, PX-520/PX-5, ETC.

THIS MODEL ALTERNATOR USED A PULLEY FROM THE ENGINE MANUFACTURER. CURRENT PX-6Q-220 ALTERNATORS ARE SOLD WITH A PX-1355 2.5 K8 LB PULLEY.

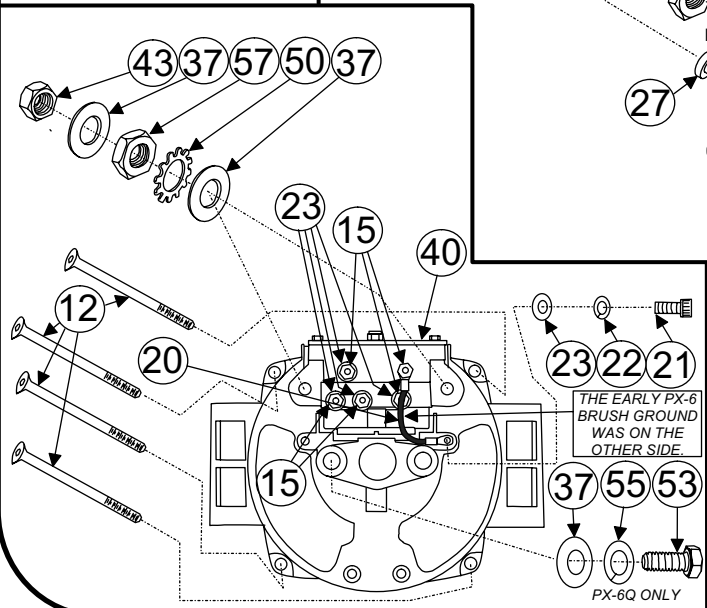
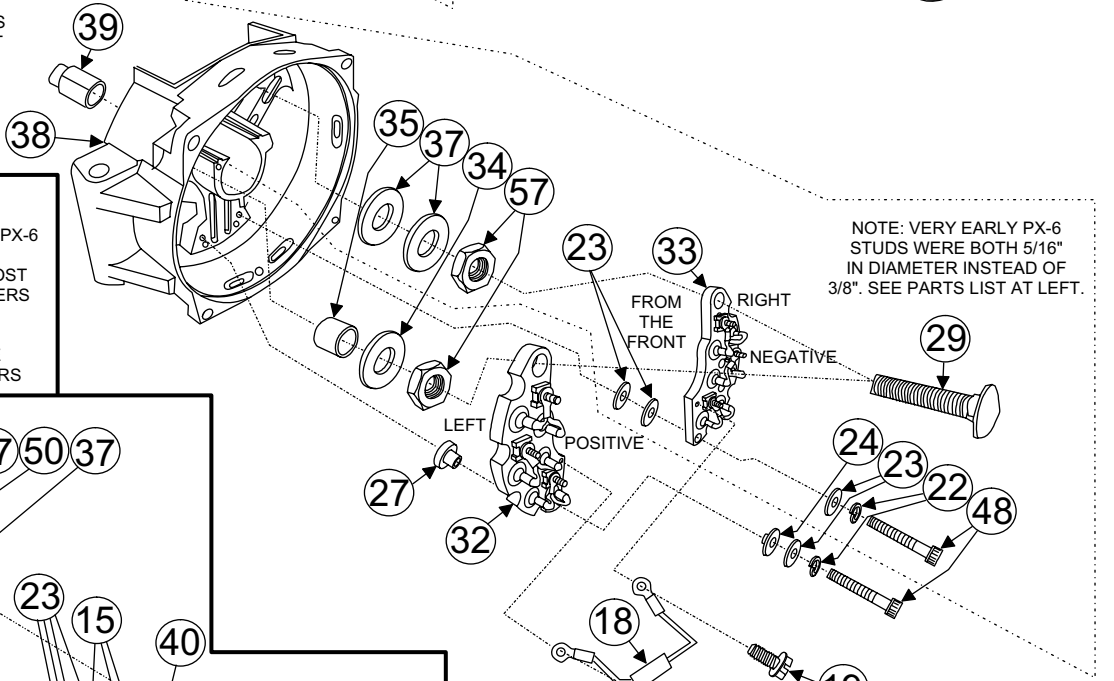


THE EARLY PX-6Q-220 DOES NOT HAVE THE NEGATIVE HEAT SINK ON THE BACK. NEWER PX-6Q-220 MODELS HAVE TWO POSITIVE HEAT SINKS INSIDE, AND THE NEGATIVE HEAT SINK IS ON THE BACK OF THE REAR HOUSING.

5/16" BATTERY POST PARTS FOR ONE COMPLETE POST: ONLY USED IN VERY EARLY PX-6 (NOT ON PARTS LIST)

- 1: PX-1118 5/16" BATTERY POST
- 2: PX-1116 5/16" FLAT WASHERS
- 1: PX-1105 5/16" JAM NUT
- 1: PX-1106 5/16" LOCK NUT
- 1: PX-1205 5/16" INS. SLEEVE
- 2: PX-1071 5/16" INS. WASHERS

NOTE: VERY EARLY PX-6 STUDS WERE BOTH 5/16" IN DIAMETER INSTEAD OF 3/8". SEE PARTS LIST AT LEFT.



SMALL PARTS ARE ENLARGED FOR VISIBILITY

- PX-6510 BATTERY POST KIT:**
- 1: PX-1376 3/8" BAT. POST
 - 1: PX-1404 JAM NUT
 - 1: PX-1385 INSULATOR
 - 4: PX-1382 WASHERS
 - 1: PX-1420 EXT. LOCK WASHER
 - 1: PX-1423 LOCK NUT
 - 1: PX-1405 INSULATOR SLEEVE

Penntex INDUSTRIES, INC. DATE: 11-19-2007
DRAWING BY Dmc Scale: None
REVISED BY DATE:

PX-6Q ALTERNATORS



PX-6Q-220

PARTS LIST

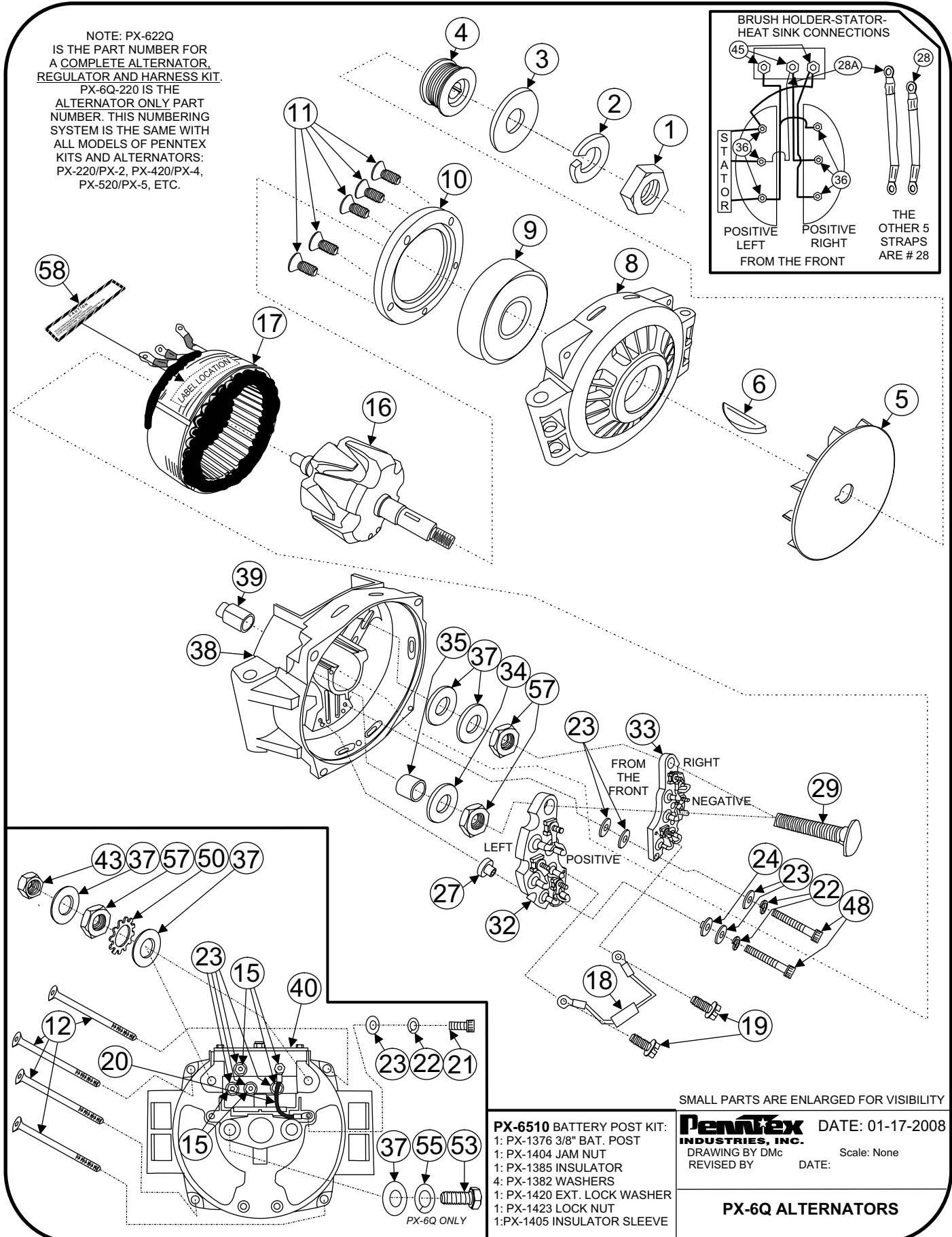
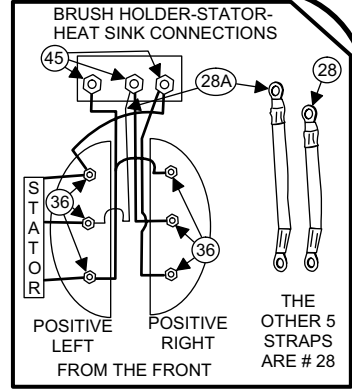
Serial #'s 0 to 070553264

No.	Part #	Description	Qty.
1	PX-1083	Nut, Rotor	1
2	PX-1059	Washer, Rotor Lock	1
3	PX-1058	Spacer, Fan	1
5	PX-1409	Fan, Cooling (PX3&6)	1
6	PX-1080	Key, Woodruff (PX3&6)	1
8	PX-6536	Housing, Front (PX6Q)	1
9	PX-1074	Bearing, Front	1
10	PX-1075	Retainer, Bearing (PX3&6)	1
11	PX-1301	Screw, Front Bearing Retainer	5
12	PX-6538	Screw, 1/4-20x3" Flat Cap	4
15	PX-1213	Nut, 10-32 Nylon Lock	8
16	PX-6501	Rotor, 14V (PX6)	1
17	PX-6503	Stator, 14V (PX6)	1
18	PX-3514	Capacitor Assembly (PX6)	1
19	PX-1096	Screw, 8-32x3/8" Hex	2
20	PX-3100	Strap, Brush Holder Ground	1
21	PX-1303	Screw, 10-32x1/2" SHC	1
22	PX-1100	Washer, #10 Lock	3
23	PX-1111	Washer, #10 Flat	5
24	PX-1091	Insulator, Shoulder (PX3&6)	1
27	PX-1090	Insulator, Positive Heat Sink	1
28	PX-3510	Strap, Rectifier A/C (PX3&6)	5
28A	PX-3510L	Strap, Rectifier Long (PX3&6)	1
29	PX-1376	Battery Post, 3/8x2-1/2" (PX6)	2
32	PX-3504	Heat Sink Asm, Pos L (PX6)	1
33	PX-3505	Heat Sink Asm, Neg R (PX6)	1
34	PX-1385	Insulator, Heat Sink 3/8" (PX6)	2
35	PX-1405	Sleeve, 3/8" Battery Post (PX6)	1
36	PX-1099	Nut, 8-32 Keps	6
37	PX-1382	Washer, 3/8" Flat	7
38	PX-6537	Housing, Rear (PX6Q)	
39	PX-1081	Bearing, Rear (INA)	1
40	PX-3517	Brush Assembly, New (PX3&6)	1
43	PX-1423	Nut, 3/8" Steel Lock (PX3&6)	2
45	PX-1113	Nut, 10-32 Keps	3
48	PX-1114	Screw, 10-32x1" SHC	2
50	PX-1420	Washer, 3/8" Ext Lock (PX6)	2
53	PX-6540	Bolt, 3/8-16x7/8" Ground	1
55	PX-1115	Washer, 3/8" Lock	1
57	PX-1404	Nut, 3/8" Steel Jam (PX3&6)	4

No.	Part #	Description	Qty.
58	PX-1387	Decal, Caution (PX3&6)	1
***	PX-6510	Battery Post Assembly (PX6)	2
***		Not Shown In Drawing	
Contact Us: Phone: 817-590-2818 Fax: 817-590-0505 web: www.penntexusa.com email: sales@penntexusa.com			
PennTex 02-04-2008			

NOTE: PX-622Q IS THE PART NUMBER FOR A COMPLETE ALTERNATOR, REGULATOR AND HARNESS KIT.

PX-6Q-220 IS THE ALTERNATOR ONLY PART NUMBER. THIS NUMBERING SYSTEM IS THE SAME WITH ALL MODELS OF PENNTEX KITS AND ALTERNATORS: PX-220/PX-2, PX-420/PX-4, PX-520/PX-5, ETC.



SMALL PARTS ARE ENLARGED FOR VISIBILITY

- PX-6510 BATTERY POST KIT:**
- 1: PX-1376 3/8" BAT. POST
 - 1: PX-1404 JAM NUT
 - 1: PX-1385 INSULATOR
 - 4: PX-1382 WASHERS
 - 1: PX-1420 EXT. LOCK WASHER
 - 1: PX-1423 LOCK NUT
 - 1: PX-1405 INSULATOR SLEEVE

PennTex INDUSTRIES, INC. DATE: 01-17-2008
DRAWING BY DMc Scale: None
REVISED BY DATE:

PX-6Q ALTERNATORS

PX-6Q-220

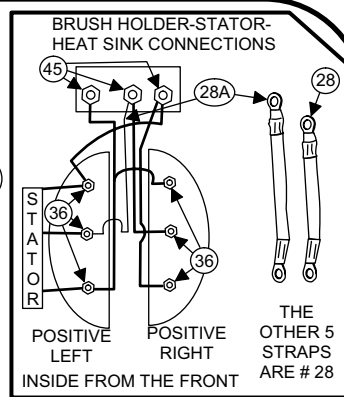
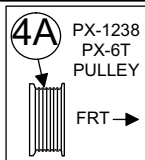
PARTS LIST

Serial #'s 070553265 to Present

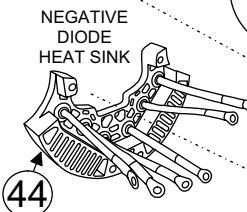
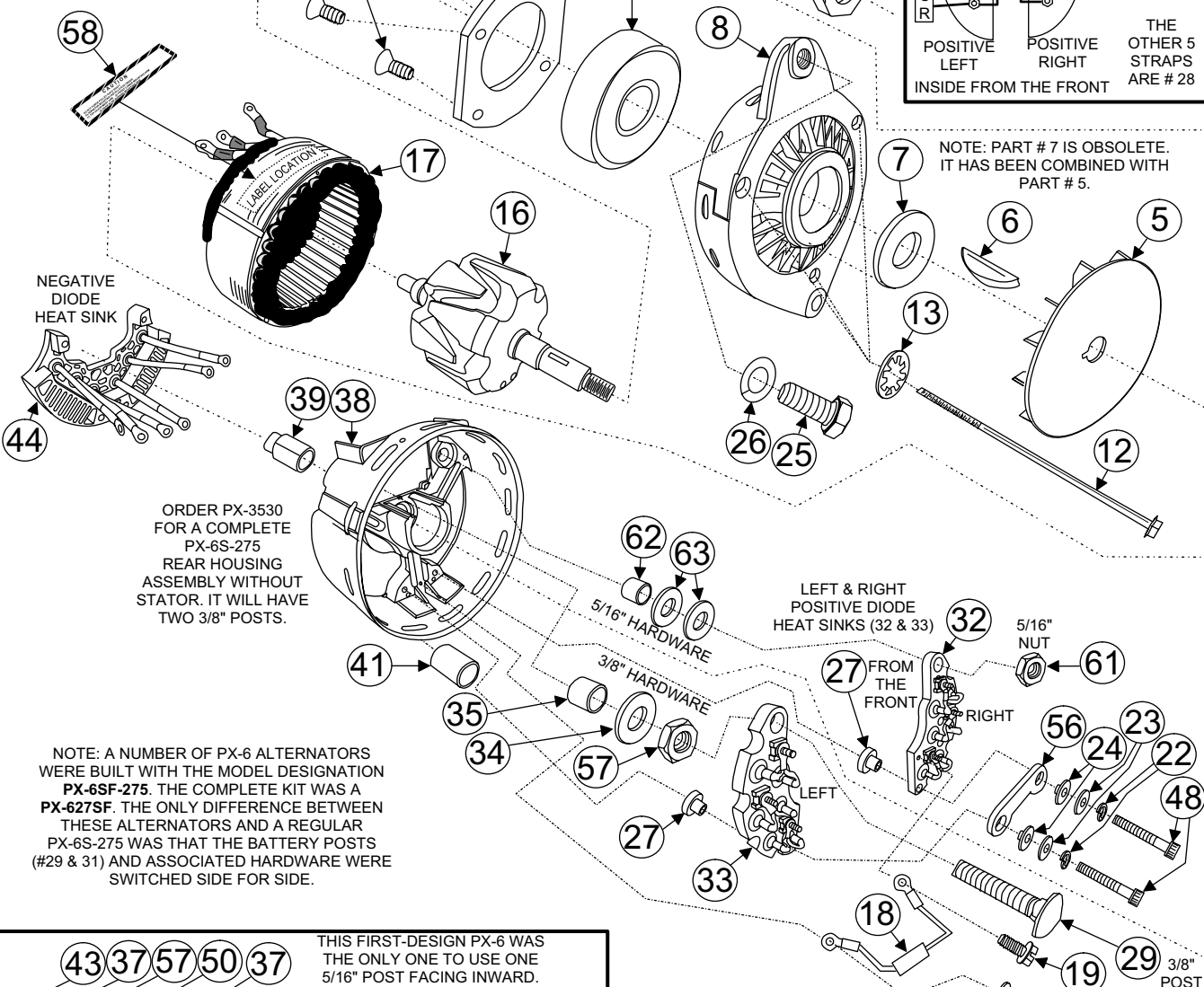


No.	Part #	Description	Qty.	No.	Part #	Description	Qty.
1	PX-1083	Nut, Rotor	1	53	PX-6540	Bolt, 3/8-16x7/8" Ground(PX6Q)	1
2	PX-1059	Washer, Rotor Lock	1	55	PX-1115	Washer, 3/8" Flat	1
3	PX-1058	Spacer, Fan	1	57	PX-1404	Nut, 3/8" Steel Jam	4
4	PX-1355	Pulley, 2.5 K8 LB (PX6Q)	1	58	PX-1387	Decal, Caution (PX3&6)	1
5	PX-1409	Fan, Cooling (PX3&6)	1	***	PX-6510	Battery Post Kit	2
6	PX-1080	Key, Woodruff (PX3&6)	1	***	PX-3535	Housing Assembly, PX6Q	
8	PX-6536	Housing, Front (PX6Q)	1			Rear Complete W/O Stator	1
9	PX-1074	Bearing, Front	1	***		Not Shown In Drawing	
10	PX-1075	Retainer, Bearing (PX6Q)	1				
11	PX-1301	Screw, Front Bearing Retainer	5				
12	PX-6538	Screw, 1/4-20x3" Flat Cap	4				
15	PX-1213	Nut, 10-32 Nylon Lock	5				
16	PX-6501	Rotor, 14V (PX6Q)	1				
17	PX-6503	Stator, 14V (PX6Q)	1				
18	PX-3514	Capacitor Assembly (PX6)	1			Contact Us:	
19	PX-1096	Screw, 8-32x3/8" Hex	2			Phone: 817-590-2818	
20	PX-3100	Strap, Brush Holder Ground	1			Fax: 817-590-0505	
21	PX-1303	Screw, 10-32x1/2" SHC	1			web: www.penntexusa.com	
22	PX-1100	Washer, #10 Lock	5			email: sales@penntexusa.com	
23	PX-1111	Washer, #10 Flat	9				
24	PX-1091	Insulator, Shoulder (PX3&6)	1				
27	PX-1090	Insulator, Positive Heat Sink	1				
28	PX-3510	Strap, Rectifier A/C (PX3&6)	2				
28A	PX-3510L	Strap, Rectifier A/C Long (PX6)	1				
29	PX-1376	Battery Post, 3/8x2-1/2" (PX6)	2				
32	PX-3504	Heat Sink Asm, Pos L (PX6)	1				
33	PX-3505	Heat Sink Asm, Neg R (PX6)	1				
34	PX-1385	Insulator, Heat Sink 3/8" (PX6)	2				
35	PX-1405	Sleeve, 3/8" Battery Post (PX6)	1				
36	PX-1099	Nut, 8-32 Keps	6				
37	PX-1382	Washer, 3/8" Flat (PX3&6)	7				
38	PX-6537	Housing, Rear (PX6Q)	1				
39	PX-1081	Bearing, Rear (INA)	1				
40	PX-3517	Brush Assembly, New (PX3&6)	1				
43	PX-1423	Nut, 3/8" Steel Lock	2				
45	PX-1113	Nut, 10-32 Keps	3				
46	PX-1104	Washer, 1/4" Lock	2				
47	PX-1380	Bolt, 1/4-20x1-1/2" SHC	2				
48	PX-1377	Screw, 10-32x1-1/4" SHC	4				
50	PX-1420	Washer, 3/8" External Lock	2				
						PennTex 02-04-2008	

NOTE: PX-627S IS THE PART NUMBER FOR A COMPLETE ALTERNATOR, REGULATOR AND HARNESS KIT. PX-6S-275 IS THE ALTERNATOR ONLY PART NUMBER. THIS NUMBERING SYSTEM IS THE SAME WITH ALL MODELS OF PENNTEX KITS AND ALTERNATORS: PX-220/PX-2, PX-420/PX-4, PX-520/PX-5, ETC.



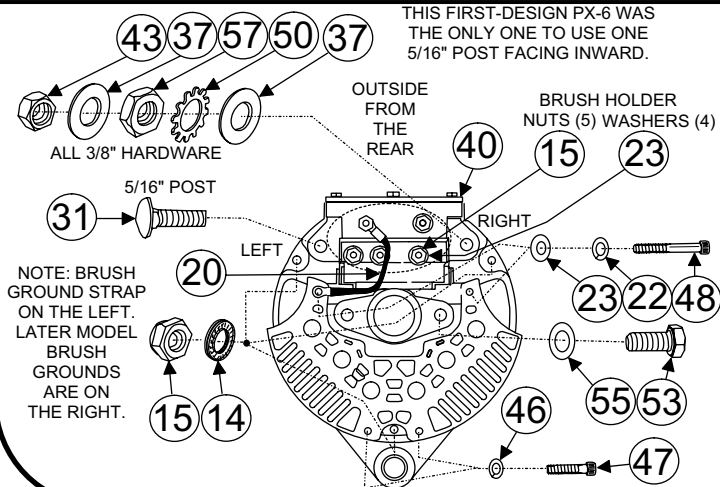
NOTE: PART # 7 IS OBSOLETE. IT HAS BEEN COMBINED WITH PART # 5.



ORDER PX-3530 FOR A COMPLETE PX-6S-275 REAR HOUSING ASSEMBLY WITHOUT STATOR. IT WILL HAVE TWO 3/8" POSTS.

NOTE: A NUMBER OF PX-6 ALTERNATORS WERE BUILT WITH THE MODEL DESIGNATION PX-6SF-275. THE COMPLETE KIT WAS A PX-627SF. THE ONLY DIFFERENCE BETWEEN THESE ALTERNATORS AND A REGULAR PX-6S-275 WAS THAT THE BATTERY POSTS (#29 & 31) AND ASSOCIATED HARDWARE WERE SWITCHED SIDE FOR SIDE.

THIS FIRST-DESIGN PX-6 WAS THE ONLY ONE TO USE ONE 5/16" POST FACING INWARD.



- PX-6510 BATTERY POST KIT:**
 1: PX-1376 3/8" BAT. POST
 2: PX-1404 JAM NUT
 1: PX-1385 INSULATOR
 4: PX-1382 FLAT WASHER
 1: PX-1420 EXT. LOCK WASHER
 1: PX-1423 LOCK NUT
 1: PX-1405 INSULATOR SLEEVE

- PX-6511 PX-6S MOUNT KIT:**
 1: PX-1396 BOLT
 2: PX-1252 LOCK WASHER
 1: PX-1253 NUT
 1: PX-1251 BOLT
 1: PX-1401 BOLT
 1: PX-1116 FLAT WASHER

SMALL PARTS ARE ENLARGED FOR VISIBILITY

PennTex INDUSTRIES, INC. DATE: 04-13-2009
 DRAWING BY DMc Scale: None
 REVISED BY DATE:

PX-6S-275 ALTERNATORS

PX-6S-275

PARTS LIST

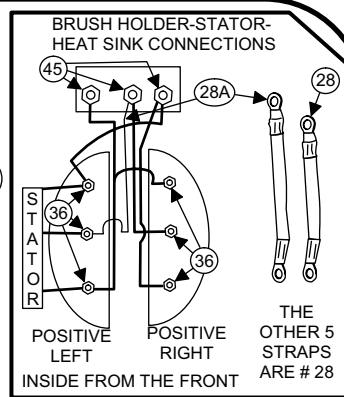
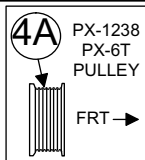
Serial #'s 0 to 100235241



No.	Part #	Description	Qty.	No.	Part #	Description	Qty.
1	PX-1083	Nut, Rotor	1	40	PX-3517	Brush Assembly, New (PX3&6)	1
2	PX-1059	Washer, Rotor Lock	1	41	PX-1372	Spacer, Leg (PX6)	1
3	PX-1058	Spacer, Fan	1	43	PX-1423	Nut, 3/8" Steel Lock	2
4	PX-1355	Pulley, 2.5 K8 LB (PX6S)	1	44	PX-6506	Heat Sink Asm, Neg Ext (PX6)	1
4A	PX-1238	Pulley, 2.2 K8 LB (PX6T)	1	45	PX-1113	Nut, 10-32 Keps	3
5	PX-1409	Fan, Cooling (PX3&6)	1	46	PX-1104	Washer, 1/4" Lock	2
6	PX-1080	Key, Woodruff (PX3&6)	1	47	PX-1380	Bolt, 1/4-20x1-1/2" SHC	2
7	none	Spacer Now Part Of PX-1409		48	PX-1377	Screw, 10-32x1-1/4" SHC	4
8	PX-1073	Housing, Front (PX3&6)	1	50	PX-1420	Washer, 3/8" External Lock	2
9	PX-1074	Bearing, Front (PX2/3/4G/5)	1	53	PX-1401	Screw, 5/16x3/4" Cap	1
10	PX-1075	Retainer, Bearing (PX3&6)	1	55	PX-1116	Washer, 5/16" Flat	1
11	PX-1301	Screw, Front Bearing Retainer	4	56	PX-1386	Strap, Positive Heat Sink	1
12	PX-1364	Bolt, Thru (PX6)	3	57	PX-1404	Nut, 3/8" Steel Jam	4
13	PX-1101	Washer, #10 Internal Lock	3	58	PX-1387	Decal, Caution (PX3&6)	1
14	PX-1269	Washer, #10 Nord Locking	3	61	PX-1105	Jam Nut, 5/16"	1
15	PX-1213	Nut, 10-32 Nylon Lock	8	62	PX-1205	Sleeve, Insulating, 5/16" Post	1
16	PX-6501	Rotor, 14V (PX6)	1	63	PX-1071	Washers, Insulating, 5/16"	2
17	PX-6503	Stator, 14V 275A (PX6)	1	***	PX-6510	Battery Post Kit (For # 33)	1
18	PX-3514	Capacitor Assembly (PX6)	1	***	PX-6511	Mounting Bolt Kit (PX6S)	1
19	PX-1096	Screw, 8-32x3/8" Hex	1	***	PX-3530	Hsg Asm, Rear W/O Stator	1
20	PX-3100	Strap, Brush Holder Ground	1	***		Not Shown In Drawing	
21	PX-1303	Screw, 10-32x1/2" SHC	1				
22	PX-1100	Washer, #10 Lock	5				
23	PX-1111	Washer, #10 Flat	9				
24	PX-1091	Insulator, Shoulder (PX3&6)	2			Contact Us:	
25	PX-1251	Bolt, 1/2x13x1" Hex Gr 8	1			Phone: 817-590-2818	
26	PX-1252	Washer, 1/2 Split Lock Gr 8	1			Fax: 817-590-0505	
27	PX-1090	Insulator, Positive Heat Sink	2			web: www.penntexusa.com	
28	PX-3510	Strap, Rectifier A/C (PX3&6)	5			email: sales@penntexusa.com	
28A	PX-3510L	Strap, Rectifier A/C Long (PX3&6)	1				
29	PX-1376	Battery Post, 3/8x2-1/2" (PX6)	1				
31	PX-1378	Bolt, 5/16x2" Left Bat. Post	1				
32	PX-6504	Heat Sink Asm, Pos R (PX6)	1				
33	PX-3504	Heat Sink Asm, Pos L (PX6)	1				
34	PX-1385	Insulator, Heat Sink 3/8" (PX6)	2				
35	PX-1405	Sleeve, 3/8" Battery Post (PX6)	2				
36	PX-1099	Nut, 8-32 Keps	6				
37	PX-1382	Washer, 3/8" Flat (PX3&6)	4				
38	PX-1375	Housing, Rear (PX3&6)	1				
39	PX-1081	Bearing, Rear (INA)	1				

PennTex 02-04-2008

NOTE: PX-627S OR PX-627T IS THE PART NUMBER FOR A COMPLETE ALTERNATOR, REGULATOR AND HARNESS KIT. PX-6S-275 OR PX-6T-275 IS THE ALTERNATOR ONLY PART NUMBER. THIS NUMBERING SYSTEM IS THE SAME WITH ALL MODELS OF PENNTEX KITS AND ALTERNATORS: PX-220/PX-2, PX-420/PX-4, PX-520/PX-5, ETC.



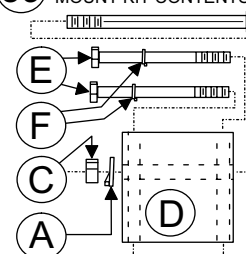
NOTE: PART # 7 IS OBSOLETE. IT HAS BEEN COMBINED WITH PART # 5.

NOTE: VERY EARLY PX-6 STUDS WERE BOTH 5/16" IN DIAMETER INSTEAD OF 3/8". SEE PARTS LIST.

PX-6508 BATTERY POST KIT:
PX-1376 BAT. POST
PX-1405 SLEEVE
PX-1385 3/8" INS. WASHER
PX-1381 3/8" FLANGE NUT
2: PX-1382 3/8" FLT WSHRS
PX-1423 3/8" LOCK NUT

ORDER PX-3530 FOR A COMPLETE REAR HOUSING ASSEMBLY W/O STATOR.

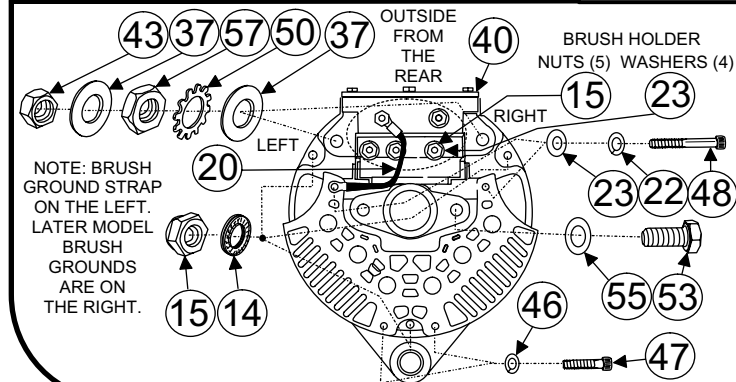
PX-6509 PX-6T-275 MOUNT KIT CONTENTS:



- 1 (A): PX-1252 LOCK WASHER
- 1 (B): PX-1396 BOLT
- 1 (C): PX-1253 HEX NUT
- 1 (D): PX-1214 MOUNT BLOCK
- 2 (E): PX-6512 MT. BLK. BOLT
- 3 (F): PX-1277 LOCK WASHER
- 1 (G): PX-1215 T-ANGLE BRKT

- 1 (H): PX-1251 BOLT
- 1 (I): PX-1276 BTN HD BOLT
- 1 (J): PX-5505 BRKT KIT (INC. BRKT & 2 EACH PART K & L.)
- 2 (K): PI-0158 NUT
- 2 (L): PX-1104 WASHER

IF YOU HAVE A PX-6SF-275. THE ONLY DIFFERENCE BETWEEN IT AND A REGULAR PX-6S-275 IS THAT THE BATTERY POSTS AND HARDWARE ARE SWITCHED SIDE FOR SIDE.



NOTE: BRUSH GROUND STRAP ON THE LEFT. LATER MODEL BRUSH GROUNDS ARE ON THE RIGHT.

PX-6510 BATTERY POST KIT:
1: PX-1376 3/8" BAT. POST
2: PX-1404 JAM NUT
1: PX-1385 INSULATOR
4: PX-1382 FLAT WASHERS
1: PX-1420 EXT. LOCK WASHER
1: PX-1423 LOCK NUT
1: PX-1405 INSULATOR SLEEVE

PX-6511 PX-6S MOUNT KIT:
1: PX-1396 BOLT
2: PX-1252 LOCK WASHERS
1: PX-1253 NUT
1: PX-1251 BOLT
1: PX-1401 BOLT
1: PX-1116 FLAT WASHER

SMALL PARTS ARE ENLARGED FOR VISIBILITY

PennTex INDUSTRIES, INC. DATE: 05-09-2007
DRAWING BY Dmc Scale: None
REVISED BY DATE:

PX-6S/6T-275 ALTERNATORS

PX-6S/6T-275

PARTS LIST

Serial #'s 100235242 to 070553264

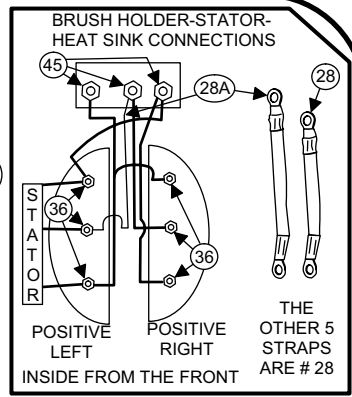
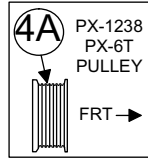


No.	Part #	Description	Qty.	No.	Part #	Description	Qty.
1	PX-1083	Nut, Rotor	1	40	PX-3517	Brush Assembly, New (PX3&6)	1
2	PX-1059	Washer, Rotor Lock	1	41	PX-1372	Spacer, Leg (PX6)	1
3	PX-1058	Spacer, Fan	1	43	PX-1423	Nut, 3/8" Steel Lock	2
4	PX-1355	Pulley, 2.5 K8 LB (PX6S)	1	44	PX-6506	Heat Sink Asm, Neg Ext (PX6)	1
4A	PX-1238	Pulley, 2.2 K8 LB (PX6T)	1	45	PX-1113	Nut, 10-32 Keps	3
5	PX-1409	Fan, Cooling (PX3&6)	1	46	PX-1104	Washer, 1/4" Lock	2
6	PX-1080	Key, Woodruff (PX3&6)	1	47	PX-1380	Bolt, 1/4-20x1-1/2" SHC	2
7	none	Spacer Now Part Of PX-1409		48	PX-1377	Screw, 10-32x1-1/4" SHC	4
8	PX-1073	Housing, Front (PX3&6)	1	50	PX-1420	Washer, 3/8" External Lock	2
9	PX-1074	Bearing, Front (PX2/3/4G/5)	1	53	PX-1401	Screw, 5/16x3/4" Cap	1
10	PX-1075	Retainer, Bearing (PX3&6)	1	55	PX-1116	Washer, 5/16" Flat	1
11	PX-1301	Screw, Front Bearing Retainer	4	56	PX-1386	Strap, Positive Heat Sink	1
12	PX-1364	Bolt, Thru (PX6)	3	57	PX-1404	Nut, 3/8" Steel Jam	4
13	PX-1101	Washer, #10 Internal Lock	3	58	PX-1387	Decal, Caution (PX3&6)	1
14	PX-1269	Washer, #10 Nord Locking	3	59	PX-6509	PX-6T-275 Mount Kit	1
15	PX-1213	Nut, 10-32 Nylon Lock	8	61	PX-1105	Jam Nut, 5/16"	1
16	PX-6501	Rotor, 14V (PX6)	1	62	PX-1205	Sleeve, Insulating, 5/16" Post	1
17	PX-6503	Stator, 14V 275A (PX6)	1	63	PX-1071	Washers, Insulating, 5/16"	2
18	PX-3514	Capacitor Assembly (PX6)	1	***	PX-6508	Battery Post Kit (For # 33)	1
19	PX-1096	Screw, 8-32x3/8" Hex	1	***	PX-6510	Battery Post Kit (For # 32)	1
20	PX-3100	Strap, Brush Holder Ground	1	***	PX-6511	Mounting Bolt Kit (PX6S)	1
21	PX-1303	Screw, 10-32x1/2" SHC	1	***	PX-3530	Hsg Asm, PX6S/T Rear W/O Stator	1
22	PX-1100	Washer, #10 Lock	5	***	PX-3533	Hsg Asm, PX6SF Rear W/O Stator	1
23	PX-1111	Washer, #10 Flat	9	***		Not Shown In Drawing	
24	PX-1091	Insulator, Shoulder (PX3&6)	2				
25	PX-1251	Bolt, 1/2x13x1" Hex Gr 8	1			5/16" Battery Post parts for very early PennTex units:	
26	PX-1252	Washer, 1/2 Split Lock Gr 8	1	***	PX-1118	Battery Post, 5/16"	1
27	PX-1090	Insulator, Positive Heat Sink	2	55	PX-1116	Washer, 5/16" Flat	2
28	PX-3510	Strap, Rectifier A/C (PX3&6)	5	61	PX-1105	Jam Nut, 5/16"	1
28A	PX-3510L	Strap, Rectifier A/C Long (PX3&6)	1	***	PX-1106	Lock Nut, 5/16"	1
29	PX-1376	Battery Post, 3/8x2-1/2" (PX6)	1	***	PX-1205	Sleeve, Insulating, 5/16" Post	1
31	PX-1421	Bolt, 3/8x2" Bat. Post (PX6)	1	***	PX-1071	Washers, Insulating, 5/16"	2
32	PX-6504	Heat Sink Asm, Pos R (PX6)	1				
33	PX-3504	Heat Sink Asm, Pos L (PX6)	1			NOTE: The PX6SF-275 is exactly the same as a PX-6S- 275, except the battery posts & post hardware are switched side for side.	
34	PX-1385	Insulator, Heat Sink 3/8" (PX6)	2				
35	PX-1405	Sleeve, 3/8" Battery Post (PX6)	2				
36	PX-1099	Nut, 8-32 Keps	6				
37	PX-1382	Washer, 3/8" Flat (PX3&6)	4				
38	PX-1375	Housing, Rear (PX3&6)	1				
39	PX-1081	Bearing, Rear (INA)	1				

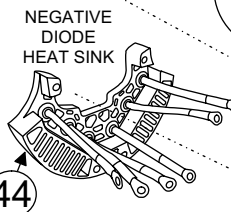
PennTex 02-04-2008

Contact Us: Phone: 817-590-2818, Fax: 817-590-0505, web: www.penntexusa.com, email: sales@penntexusa.com

NOTE: PX-627S OR PX-627T IS THE PART NUMBER FOR A COMPLETE ALTERNATOR, REGULATOR AND HARNESS KIT. PX-6S-275 OR PX-6T-275 IS THE ALTERNATOR ONLY PART NUMBER. THIS NUMBERING SYSTEM IS THE SAME WITH ALL MODELS OF PENNTEX KITS AND ALTERNATORS: PX-220/PX-2, PX-420/PX-4, PX-520/PX-5, ETC.



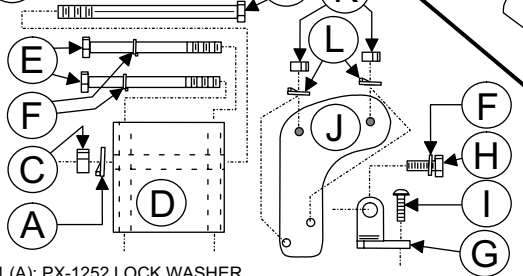
NOTE: PART # 7 IS OBSOLETE. IT HAS BEEN COMBINED WITH PART # 5.



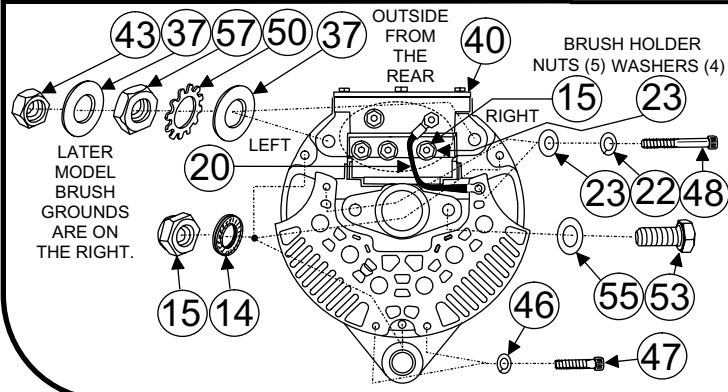
PX-6508 BATTERY POST KIT:
PX-1376 BAT. POST
PX-1405 SLEEVE
PX-1385 3/8" INS. WASHER
PX-1381 3/8" FLANGE NUT
2: PX-1382 3/8" FLT WSHRS
PX-1423 3/8" LOCK NUT

ORDER PX-3530 FOR A COMPLETE REAR HOUSING ASSEMBLY W/O STATOR.

59 PX-6509 PX-6T-275 MOUNT KIT CONTENTS:



- 1 (A): PX-1252 LOCK WASHER
- 1 (B): PX-1396 BOLT
- 1 (C): PX-1253 HEX NUT
- 1 (D): PX-1214 MOUNT BLOCK
- 2 (E): PX-6512 MT. BLK. BOLT
- 3 (F): PX-1277 LOCK WASHER
- 1 (G): PX-1215 T-ANGLE BRKT
- 1 (H): PX-1251 BOLT
- 1 (I): PX-1276 BTN HD BOLT
- 1 (J): PX-5505 BRKT KIT (INC. BRKT & 2 EACH PART K & L.)
- 2 (K): PI-0158 NUT
- 2 (L): PX-1104 WASHER



IF YOU HAVE A PX-6SF-275, THE ONLY DIFFERENCE BETWEEN IT AND A REGULAR PX-6S-275 IS THAT THE BATTERY POSTS AND HARDWARE ARE SWITCHED SIDE FOR SIDE.

PX-6510 BATTERY POST KIT:
1: PX-1376 3/8" BAT. POST
2: PX-1404 JAM NUT
1: PX-1385 INSULATOR
4: PX-1382 FLAT WASHERS
1: PX-1420 EXT. LOCK WASHER
1: PX-1423 LOCK NUT
1: PX-1405 INSULATOR SLEEVE

PX-6511 PX-6S MOUNT KIT:
1: PX-1396 BOLT
2: PX-1252 LOCK WASHERS
1: PX-1253 NUT
1: PX-1251 BOLT
1: PX-1401 BOLT
1: PX-1116 FLAT WASHER

SMALL PARTS ARE ENLARGED FOR VISIBILITY

PennTex INDUSTRIES, INC. DATE: 04-13-2009
DRAWING BY Dmc Scale: None
REVISED BY DATE:

PX-6S/6T-275 ALTERNATORS

PX-6S/6T-275

PARTS LIST

Serial #'s 070553265 to Present



No.	Part #	Description	Qty.	No.	Part #	Description	Qty.
1	PX-1083	Nut, Rotor	1	40	PX-3517	Brush Assembly, New (PX3&6)	1
2	PX-1059	Washer, Rotor Lock	1	41	PX-1372	Spacer, Leg (PX6)	1
3	PX-1058	Spacer, Fan	1	43	PX-1423	Nut, 3/8" Steel Lock	2
4	PX-1355	Pulley, 2.5 K8 LB (PX6S)	1	44	PX-6506	Heat Sink Asm, Neg Ext (PX6)	1
4A	PX-1238	Pulley, 2.2 K8 LB (PX6T)	1	45	PX-1113	Nut, 10-32 Keps	3
5	PX-1409	Fan, Cooling (PX3&6)	1	46	PX-1104	Washer, 1/4" Lock	2
6	PX-1080	Key, Woodruff (PX3&6)	1	47	PX-1380	Bolt, 1/4-20x1-1/2" SHC	2
7	none	Spacer Now Part Of PX-1409		48	PX-1377	Screw, 10-32x1-1/4" SHC	4
8	PX-1073	Housing, Front (PX3&6)	1	50	PX-1420	Washer, 3/8" External Lock	2
9	PX-1074	Bearing, Front (PX2/3/4G/5)	1	53	PX-1401	Screw, 5/16x3/4" Cap	1
10	PX-1075	Retainer, Bearing (PX3&6)	1	55	PX-1116	Washer, 5/16" Flat	1
11	PX-1301	Screw, Front Bearing Retainer	4	56	PX-1386	Strap, Positive Heat Sink	1
12	PX-1364	Bolt, Thru (PX6)	3	57	PX-1404	Nut, 3/8" Steel Jam	4
13	PX-1101	Washer, #10 Internal Lock	3	58	PX-1387	Decal, Caution (PX3&6)	1
14	PX-1269	Washer, #10 Nord Locking	3	59	PX-6509	PX-6T-275 Mount Kit	1
15	PX-1213	Nut, 10-32 Nylon Lock	8	***	PX-6508	Battery Post Kit (For # 33)	1
16	PX-6501	Rotor, 14V (PX6)	1	***	PX-6510	Battery Post Kit (For # 32)	1
17	PX-6503	Stator, 14V 275A (PX6)	1	***	PX-6511	Mounting Bolt Kit (PX6S)	1
18	PX-3514	Capacitor Assembly (PX6)	1	***	PX-3530	Hsg Asm, Rear PX6S/T W/O Stator	1
19	PX-1096	Screw, 8-32x3/8" Hex	1	***	PX-3533	Hsg Asm, Rear PX6SF W/O Stator	1
20	PX-3100	Strap, Brush Holder Ground	1	***		Not Shown In Drawing	
21	PX-1303	Screw, 10-32x1/2" SHC	1				
22	PX-1100	Washer, #10 Lock	5				
23	PX-1111	Washer, #10 Flat	9				
24	PX-1091	Insulator, Shoulder (PX3&6)	2				
25	PX-1251	Bolt, 1/2x13x1" Hex Gr 8	1				
26	PX-1252	Washer, 1/2 Split Lock Gr 8	1				
27	PX-1090	Insulator, Positive Heat Sink	2				
28	PX-3510	Strap, Rectifier A/C (PX3&6)	5				
28A	PX-3510L	Strap, Rectifier A/C Long (PX3&6)	1				
29	PX-1376	Battery Post, 3/8x2-1/2" (PX6)	1				
31	PX-1421	Bolt, Bat Post, 3/8x2" Gr2 Crg.	1				
32	PX-6504	Heat Sink Asm, Pos R (PX6)	1				
33	PX-3504	Heat Sink Asm, Pos L (PX6)	1				
34	PX-1385	Insulator, Heat Sink 3/8" (PX6)	2				
35	PX-1405	Sleeve, 3/8" Battery Post (PX6)	2				
36	PX-1099	Nut, 8-32 Keps	6				
37	PX-1382	Washer, 3/8" Flat (PX3&6)	4				
38	PX-1375	Housing, Rear (PX3&6)	1				
39	PX-1081	Bearing, Rear (INA)	1				

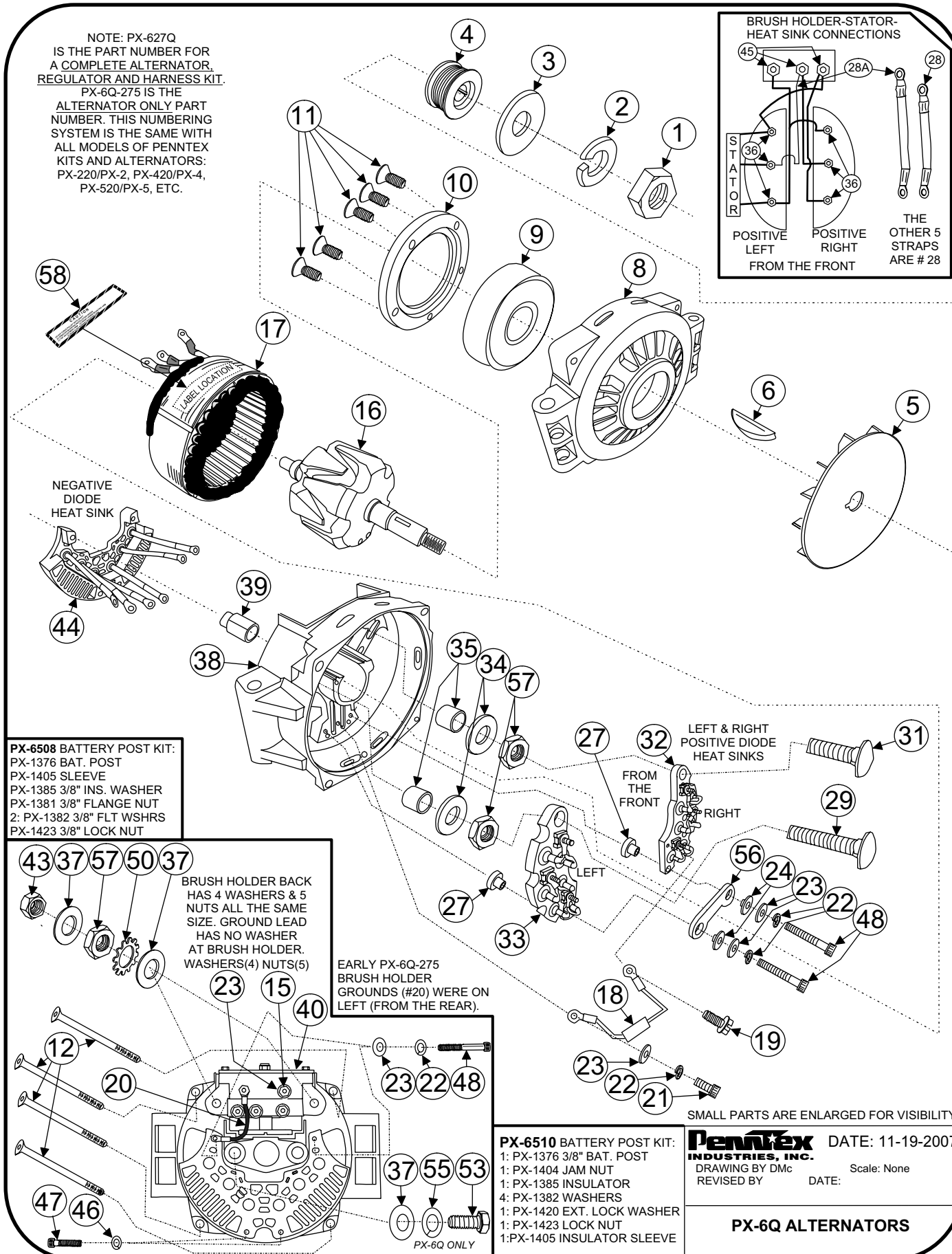
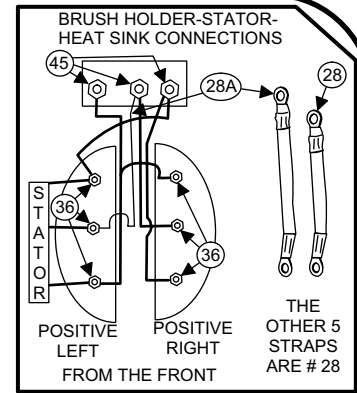
NOTE: A PX-6S-275 or PX-6T-275 Alternator uses a PX-5000 Voltage Regulator and PX-3502-3 Harness.

Contact Us:
 Phone: 817-590-2818
 Fax: 817-590-0505
 web: www.penntexusa.com
 email: sales@penntexusa.com

PennTex 02-04-2008

NOTE: PX-627Q IS THE PART NUMBER FOR A COMPLETE ALTERNATOR, REGULATOR AND HARNESS KIT.

PX-6Q-275 IS THE ALTERNATOR ONLY PART NUMBER. THIS NUMBERING SYSTEM IS THE SAME WITH ALL MODELS OF PENNTEX KITS AND ALTERNATORS: PX-220/PX-2, PX-420/PX-4, PX-520/PX-5, ETC.



PX-6508 BATTERY POST KIT:
PX-1376 BAT. POST
PX-1405 SLEEVE
PX-1385 3/8" INS. WASHER
PX-1381 3/8" FLANGE NUT
2: PX-1382 3/8" FLT WSHRS
PX-1423 3/8" LOCK NUT

BRUSH HOLDER BACK HAS 4 WASHERS & 5 NUTS ALL THE SAME SIZE. GROUND LEAD HAS NO WASHER AT BRUSH HOLDER. WASHERS(4) NUTS(5)

EARLY PX-6Q-275 BRUSH HOLDER GROUNDS (#20) WERE ON LEFT (FROM THE REAR).

SMALL PARTS ARE ENLARGED FOR VISIBILITY

PX-6510 BATTERY POST KIT:
1: PX-1376 3/8" BAT. POST
1: PX-1404 JAM NUT
1: PX-1385 INSULATOR
4: PX-1382 WASHERS
1: PX-1420 EXT. LOCK WASHER
1: PX-1423 LOCK NUT
1: PX-1405 INSULATOR SLEEVE

PennTex INDUSTRIES, INC. DATE: 11-19-2007
DRAWING BY DMc Scale: None
REVISED BY DATE:

PX-6Q ALTERNATORS

PX-6Q-275

PARTS LIST

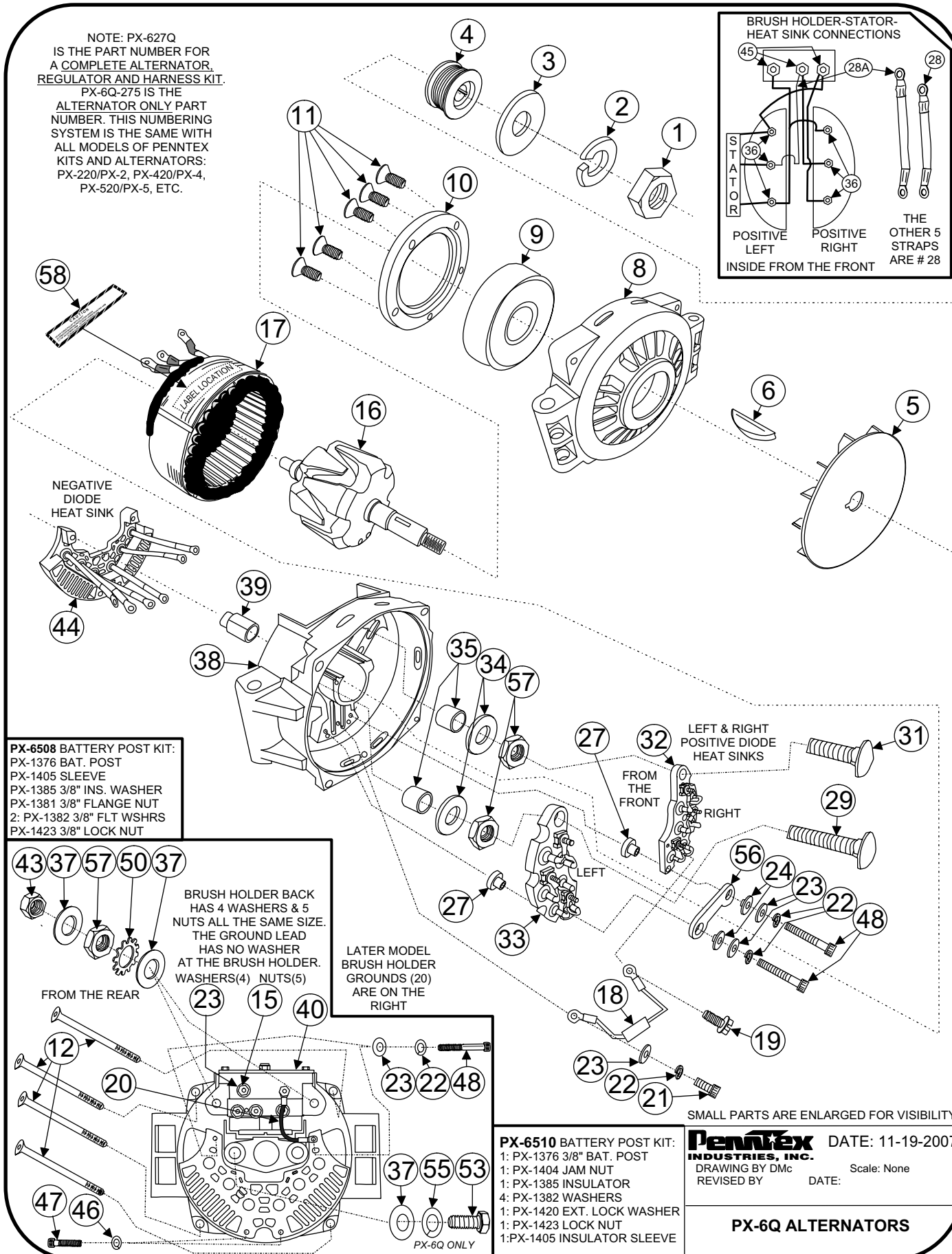
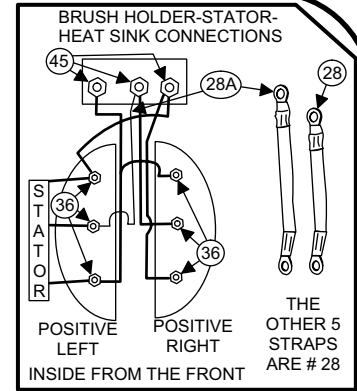
Serial #'s 10023542 to 070553264



No.	Part #	Description	Qty.	No.	Part #	Description	Qty.
1	PX-1083	Nut, Rotor	1	48	PX-1377	Screw, 10-32x1-1/4" SHC	4
2	PX-1059	Washer, Rotor Lock	1	50	PX-1420	Washer, 3/8" External Lock	2
3	PX-1058	Spacer, Fan	1	53	PX-6540	Bolt, 3/8-16x7/8" Ground(PX6Q)	1
4	PX-1355	* Pulley, 2.5 K8 LB (PX6Q)	1	55	PX-1115	Washer, 3/8" Flat	1
5	PX-1409	Fan, Cooling (PX3&6)	1	56	PX-1386	Strap, Positive Heat Sink	1
6	PX-1080	Key, Woodruff (PX3&6)	1	57	PX-1404	Nut, 3/8" Steel Jam	4
8	PX-6536	Housing, Front (PX6Q)	1	58	PX-1387	Decal, Caution (PX3&6)	1
9	PX-1074	Bearing, Front	1	***	PX-6510	Battery Post Kit	2
10	PX-1075	Retainer, Bearing (PX6Q)	1	***	PX-3532	Housing Assembly, PX6Q	
11	PX-1301	Screw, Front Bearing Retainer	5			Rear Complete W/O Stator	1
12	PX-6538	Screw, 1/4-20x3" Flat Cap	4	***		Not Shown In Drawing	
15	PX-1213	Nut, 10-32 Nylon Lock	5				
16	PX-6501	Rotor, 14V (PX6Q)	1			* Some alternators used the engine manufacturers pulley, so the PX-1355 may not be appropriate for your application.	
17	PX-6503	Stator, 14V (PX6Q)	1				
18	PX-3514	Capacitor Assembly (PX6)	1				
19	PX-1096	Screw, 8-32x3/8" Hex	1				
20	PX-3100	Strap, Brush Holder Ground	1				
21	PX-1303	Screw, 10-32x1/2" SHC	1				
22	PX-1100	Washer, #10 Lock	5				
23	PX-1111	Washer, #10 Flat	9				
24	PX-1091	Insulator, Shoulder (PX3&6)	2				
27	PX-1090	Insulator, Positive Heat Sink	2				
28	PX-3510	Strap, Rectifier A/C (PX3&6)	2			Contact Us:	
28A	PX-3510L	Strap, Rectifier A/C Long (PX6)	1			Phone: 817-590-2818	
29	PX-1376	Battery Post, 3/8x2-1/2" (PX6)	2			Fax: 817-590-0505	
31	PX-1421	Bolt, Bat Post, 3/8x2" Gr2 Crg.	1			web: www.penntexusa.com	
32	PX-6504	Heat Sink Asm, Pos R (PX6)	1			email: sales@penntexusa.com	
33	PX-3504	Heat Sink Asm, Pos L (PX6)	1				
34	PX-1385	Insulator, Heat Sink 3/8" (PX6)	2				
35	PX-1405	Sleeve, 3/8" Battery Post (PX6)	2				
36	PX-1099	Nut, 8-32 Keps	6				
37	PX-1382	Washer, 3/8" Flat (PX3&6)	5				
38	PX-6537	Housing, Rear (PX6Q)	1				
39	PX-1081	Bearing, Rear (INA)	1				
40	PX-3517	Brush Assembly, New (PX3&6)	1				
43	PX-1423	Nut, 3/8" Steel Lock	2				
44	PX-6506	Heat Sink Asm, Negative (PX6)	1				
45	PX-1113	Nut, 10-32 Keps	3				
46	PX-1104	Washer, 1/4" Lock	2				
47	PX-1380	Bolt, 1/4-20x1-1/2" SHC	2				
						PennTex 02-04-2008	

NOTE: PX-627Q IS THE PART NUMBER FOR A COMPLETE ALTERNATOR, REGULATOR AND HARNESS KIT.

PX-6Q-275 IS THE ALTERNATOR ONLY PART NUMBER. THIS NUMBERING SYSTEM IS THE SAME WITH ALL MODELS OF PENNTEX KITS AND ALTERNATORS: PX-220/PX-2, PX-420/PX-4, PX-520/PX-5, ETC.



PX-6508 BATTERY POST KIT:
PX-1376 BAT. POST
PX-1405 SLEEVE
PX-1385 3/8" INS. WASHER
PX-1381 3/8" FLANGE NUT
2: PX-1382 3/8" FLT WSHRS
PX-1423 3/8" LOCK NUT

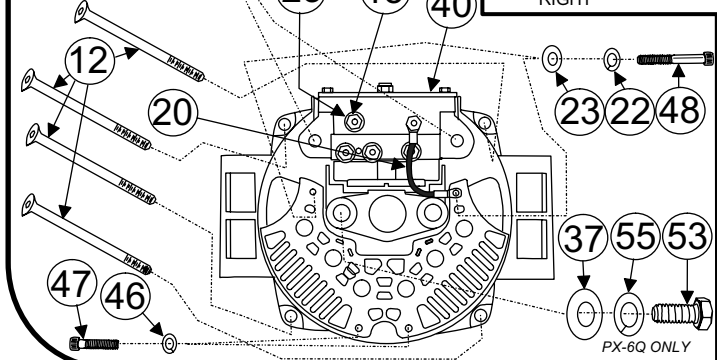
43 37 57 50 37

BRUSH HOLDER BACK HAS 4 WASHERS & 5 NUTS ALL THE SAME SIZE. THE GROUND LEAD HAS NO WASHER AT THE BRUSH HOLDER. WASHERS(4) NUTS(5)

FROM THE REAR

23 15 40

LATER MODEL BRUSH HOLDER GROUNDS (20) ARE ON THE RIGHT



PX-6510 BATTERY POST KIT:
1: PX-1376 3/8" BAT. POST
1: PX-1404 JAM NUT
1: PX-1385 INSULATOR
4: PX-1382 WASHERS
1: PX-1420 EXT. LOCK WASHER
1: PX-1423 LOCK NUT
1: PX-1405 INSULATOR SLEEVE

SMALL PARTS ARE ENLARGED FOR VISIBILITY

PennTex INDUSTRIES, INC. DATE: 11-19-2007
DRAWING BY DMc Scale: None
REVISED BY DATE:

PX-6Q ALTERNATORS

PX-6Q-275

PARTS LIST

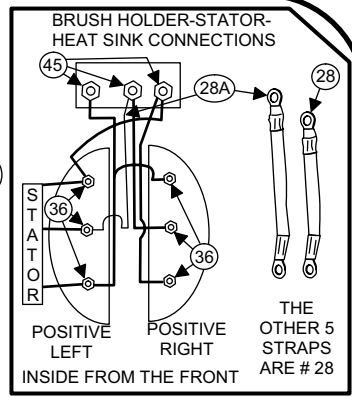
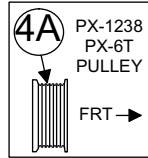
Serial #'s 070553265 to Present



No.	Part #	Description	Qty.
1	PX-1083	Nut, Rotor	1
2	PX-1059	Washer, Rotor Lock	1
3	PX-1058	Spacer, Fan	1
4	PX-1355	* Pulley, 2.5 K8 LB (PX6Q)	1
5	PX-1409	Fan, Cooling (PX3&6)	1
6	PX-1080	Key, Woodruff (PX3&6)	1
8	PX-6536	Housing, Front (PX6Q)	1
9	PX-1074	Bearing, Front	1
10	PX-1075	Retainer, Bearing (PX6Q)	1
11	PX-1301	Screw, Front Bearing Retainer	5
12	PX-6538	Screw, 1/4-20x3" Flat Cap	4
15	PX-1213	Nut, 10-32 Nylon Lock	5
16	PX-6501	Rotor, 14V (PX6Q)	1
17	PX-6503	Stator, 14V (PX6Q)	1
18	PX-3514	Capacitor Assembly (PX6)	1
19	PX-1096	Screw, 8-32x3/8" Hex	1
20	PX-3100	Strap, Brush Holder Ground	1
21	PX-1303	Screw, 10-32x1/2" SHC	1
22	PX-1100	Washer, #10 Lock	5
23	PX-1111	Washer, #10 Flat	9
24	PX-1091	Insulator, Shoulder (PX3&6)	2
27	PX-1090	Insulator, Positive Heat Sink	2
28	PX-3510	Strap, Rectifier A/C (PX3&6)	2
28A	PX-3510L	Strap, Rectifier A/C Long (PX6)	1
29	PX-1376	Battery Post, 3/8x2-1/2" (PX6)	2
31	PX-1421	Bolt, Bat Post, 3/8x2" Gr2 Crg.	1
32	PX-6504	Heat Sink Asm, Pos R (PX6)	1
33	PX-3504	Heat Sink Asm, Pos L (PX6)	1
34	PX-1385	Insulator, Heat Sink 3/8" (PX6)	2
35	PX-1405	Sleeve, 3/8" Battery Post (PX6)	2
36	PX-1099	Nut, 8-32 Keps	6
37	PX-1382	Washer, 3/8" Flat (PX3&6)	5
38	PX-6537	Housing, Rear (PX6Q)	1
39	PX-1081	Bearing, Rear (INA)	1
40	PX-3517	Brush Assembly, New (PX3&6)	1
43	PX-1423	Nut, 3/8" Steel Lock	2
44	PX-6506	Heat Sink Asm, Negative (PX6)	1
45	PX-1113	Nut, 10-32 Keps	3
46	PX-1104	Washer, 1/4" Lock	2
47	PX-1380	Bolt, 1/4-20x1-1/2" SHC	2

No.	Part #	Description	Qty.
48	PX-1377	Screw, 10-32x1-1/4" SHC	4
50	PX-1420	Washer, 3/8" External Lock	2
53	PX-6540	Bolt, 3/8-16x7/8" Ground (PX6Q)	1
55	PX-1115	Washer, 3/8" Flat	1
56	PX-1386	Strap, Positive Heat Sink	1
57	PX-1404	Nut, 3/8" Steel Jam	4
58	PX-1387	Decal, Caution (PX3&6)	1
***	PX-6510	Battery Post Kit	2
***	PX-3532	Housing Assembly, PX6Q Rear Complete W/O Stator	1
***		Not Shown In Drawing	
		* Some alternators used the engine manufacturers pulley, so the PX-1355 may not be appropriate for your application.	
		NOTE: A PX-6Q-275 Alternator uses a PX-5000 Voltage Regulator and a PX-3502-3 Harness.	
		Contact Us: Phone: 817-590-2818 Fax: 817-590-0505 web: www.penntexusa.com email: sales@penntexusa.com	
		PennTex 02-04-2008	

NOTE: PX-635S OR PX-635T IS THE PART NUMBER FOR A COMPLETE ALTERNATOR, REGULATOR AND HARNESS KIT. PX-6S-350 OR PX-6T-350 IS THE ALTERNATOR ONLY PART NUMBER. THIS NUMBERING SYSTEM IS THE SAME WITH ALL MODELS OF PENNTEX KITS AND ALTERNATORS: PX-220/PX-2, PX-420/PX-4, PX-520/PX-5, ETC.



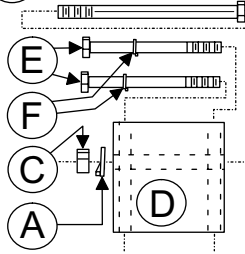
NOTE: PART # 7 IS OBSOLETE. IT HAS BEEN COMBINED WITH PART # 5.

NOTE: VERY EARLY PX-6 STUDS WERE BOTH 5/16" IN DIAMETER INSTEAD OF 3/8". SEE PARTS LIST.

PX-6508 BATTERY POST KIT:
PX-1376 BAT. POST
PX-1405 SLEEVE
PX-1385 3/8" INS. WASHER
PX-1381 3/8" FLANGE NUT
2: PX-1382 3/8" FLT WSHRS
PX-1423 3/8" LOCK NUT

ORDER PX-3530 FOR A COMPLETE REAR HOUSING ASSEMBLY W/O STATOR.

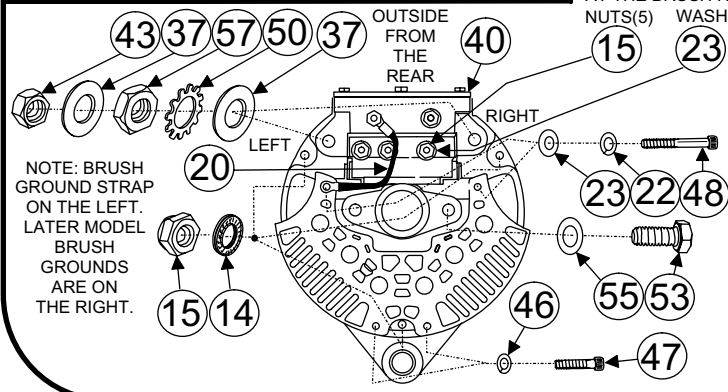
PX-6509 PX-6T-350 MOUNT KIT CONTENTS:



- 1 (A): PX-1252 LOCK WASHER
- 1 (B): PX-1396 BOLT
- 1 (C): PX-1253 HEX NUT
- 1 (D): PX-1214 MOUNT BLOCK
- 2 (E): PX-6512 MT. BLK. BOLT
- 3 (F): PX-1277 LOCK WASHER
- 1 (G): PX-1215 T-ANGLE BRKT

- 1 (H): PX-1251 BOLT
- 1 (I): PX-1276 BTN HD BOLT
- 1 (J): PX-5505 BRKT KIT (INC. BRKT & 2 EACH PART K & L.)
- 2 (K): PI-0158 NUT
- 2 (L): PX-1104 WASHER

BRUSH HOLDER BACK HAS 4 WASHERS & 5 NUTS ALL THE SAME SIZE. THE GROUND LEAD HAS NO WASHER AT THE BRUSH HOLDER. NUTS(5) WASHERS(4)



NOTE: BRUSH GROUND STRAP ON THE LEFT. LATER MODEL BRUSH GROUNDS ARE ON THE RIGHT.

PX-6510 BATTERY POST KIT:
1: PX-1376 3/8" BAT. POST
2: PX-1404 JAM NUT
1: PX-1385 INSULATOR
4: PX-1382 FLAT WASHERS
1: PX-1420 EXT. LOCK WASHER
1: PX-1423 LOCK NUT
1: PX-1405 INSULATOR SLEEVE

PX-6511 PX-6S MOUNT KIT:
1: PX-1396 BOLT
2: PX-1252 LOCK WASHERS
1: PX-1253 NUT
1: PX-1251 BOLT
1: PX-1401 BOLT
1: PX-1116 FLAT WASHER

SMALL PARTS ARE ENLARGED FOR VISIBILITY

PennTex INDUSTRIES, INC. DATE: 11-19-2007

DRAWING BY Dmc REVISED BY DATE: Scale: None

PX-6S/6T-350 ALTERNATORS

PX-6S/6T-350

PARTS LIST

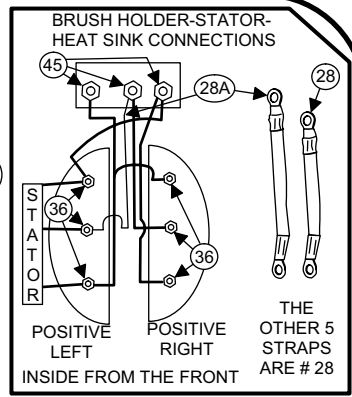
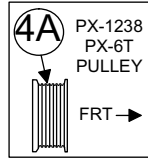
Serial #'s 0 to 070553264



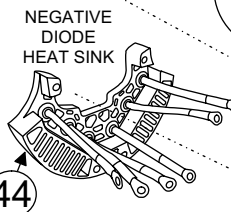
No.	Part #	Description	Qty.	No.	Part #	Description	Qty.
1	PX-1083	Nut, Rotor	1	40	PX-3517	Brush Assembly, New (PX3&6)	1
2	PX-1059	Washer, Rotor Lock	1	41	PX-1372	Spacer, Leg (PX6)	1
3	PX-1058	Spacer, Fan	1	43	PX-1423	Nut, 3/8" Steel Lock	2
4	PX-1355	Pulley, 2.5 K8 LB (PX6S)	1	44	PX-6506	Heat Sink Asm, Neg Ext (PX6)	1
4A	PX-1238	Pulley, 2.2 K8 LB (PX6T)	1	45	PX-1113	Nut, 10-32 Keps	3
5	PX-1409	Fan, Cooling (PX3&6)	1	46	PX-1104	Washer, 1/4" Lock	2
6	PX-1080	Key, Woodruff (PX3&6)	1	47	PX-1380	Bolt, 1/4-20x1-1/2" SHC	2
7	none	Spacer Now Part Of PX-1409		48	PX-1377	Screw, 10-32x1-1/4" SHC	4
8	PX-1073	Housing, Front (PX3&6)	1	50	PX-1420	Washer, 3/8" External Lock	2
9	PX-1074	Bearing, Front (PX2/3/4G/5)	1	53	PX-1401	Screw, 5/16x3/4" Cap	1
10	PX-1075	Retainer, Bearing (PX3&6)	1	55	PX-1116	Washer, 5/16" Flat	1
11	PX-1301	Screw, Front Bearing Retainer	4	56	PX-1386	Strap, Positive Heat Sink	1
12	PX-1364	Bolt, Thru (PX6)	3	57	PX-1404	Nut, 3/8" Steel Jam	4
13	PX-1101	Washer, #10 Internal Lock	3	58	PX-1387	Decal, Caution (PX3&6)	1
14	PX-1269	Washer, #10 Nord Locking	3	59	PX-6509	PX-6T-275 Mount Kit	1
15	PX-1213	Nut, 10-32 Nylon Lock	8	61	PX-1105	Jam Nut, 5/16"	1
16	PX-6501	Rotor, 14V (PX6)	1	62	PX-1205	Sleeve, Insulating, 5/16" Post	1
17	PX-6513	Stator, 14V 350A (PX6)	1	63	PX-1071	Washers, Insulating, 5/16"	2
18	PX-3514	Capacitor Assembly (PX6)	1	***	PX-6508	Battery Post Kit (For # 33)	1
19	PX-1096	Screw, 8-32x3/8" Hex	1	***	PX-6510	Battery Post Kit (For # 32)	1
20	PX-3100	Strap, Brush Holder Ground	1	***	PX-6511	Mounting Bolt Kit (PX6S)	1
21	PX-1303	Screw, 10-32x1/2" SHC	1	***	PX-3530	Hsg Asm, PX6S/T Rear W/O Stator	1
22	PX-1100	Washer, #10 Lock	5	***		Not Shown In Drawing	1
23	PX-1111	Washer, #10 Flat	9				
24	PX-1091	Insulator, Shoulder (PX3&6)	2			Contact Us:	
25	PX-1251	Bolt, 1/2x13x1" Hex Gr 8	1			Phone: 817-590-2818	
26	PX-1252	Washer, 1/2 Split Lock Gr 8	1			Fax: 817-590-0505	
27	PX-1090	Insulator, Positive Heat Sink	2			web: www.penntexusa.com	
28	PX-3510	Strap, Rectifier A/C (PX3&6)	5			email: sales@penntexusa.com	
28A	PX-3510L	Strap, Rectifier A/C Long (PX3&6)	1				
29	PX-1376	Battery Post, 3/8x2-1/2" (PX6)	1				
31	PX-1421	Bolt, 3/8x2" Bat. Post (PX6)	1				
32	PX-6504	Heat Sink Asm, Pos R (PX6)	1				
33	PX-3504	Heat Sink Asm, Pos L (PX6)	1				
34	PX-1385	Insulator, Heat Sink 3/8" (PX6)	2				
35	PX-1405	Sleeve, 3/8" Battery Post (PX6)	2				
36	PX-1099	Nut, 8-32 Keps	6				
37	PX-1382	Washer, 3/8" Flat (PX3&6)	4				
38	PX-1375	Housing, Rear (PX3&6)	1				
39	PX-1081	Bearing, Rear (INA)	1				

PennTex 02-04-2008

NOTE: PX-635S OR PX-635T IS THE PART NUMBER FOR A COMPLETE ALTERNATOR, REGULATOR AND HARNESS KIT. PX-6S-350 OR PX-6T-350 IS THE ALTERNATOR ONLY PART NUMBER. THIS NUMBERING SYSTEM IS THE SAME WITH ALL MODELS OF PENNTEX KITS AND ALTERNATORS: PX-220/PX-2, PX-420/PX-4, PX-520/PX-5, ETC.



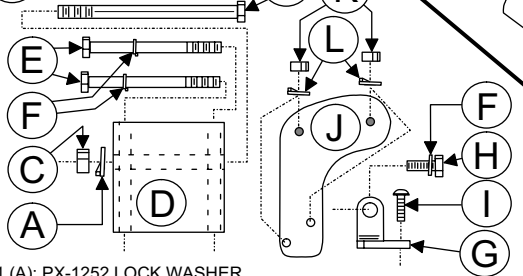
NOTE: PART # 7 IS OBSOLETE. IT HAS BEEN COMBINED WITH PART # 5.



PX-6508 BATTERY POST KIT:
PX-1376 BAT. POST
PX-1405 SLEEVE
PX-1385 3/8" INS. WASHER
PX-1381 3/8" FLANGE NUT
2: PX-1382 3/8" FLT WSHRS
PX-1423 3/8" LOCK NUT

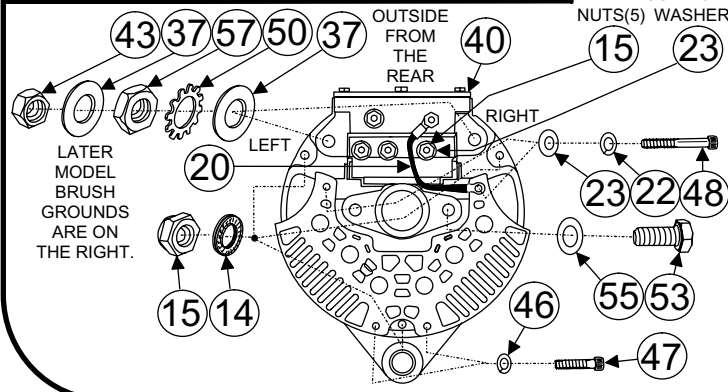
ORDER PX-3530 FOR A COMPLETE REAR HOUSING ASSEMBLY W/O STATOR.

PX-6509 PX-6T-350 MOUNT KIT CONTENTS:



- 1 (A): PX-1252 LOCK WASHER
- 1 (B): PX-1396 BOLT
- 1 (C): PX-1253 HEX NUT
- 1 (D): PX-1214 MOUNT BLOCK
- 2 (E): PX-6512 MT. BLK. BOLT
- 3 (F): PX-1277 LOCK WASHER
- 1 (G): PX-1215 T-ANGLE BRKT
- 1 (H): PX-1251 BOLT
- 1 (I): PX-1276 BTN HD BOLT
- 1 (J): PX-5505 BRKT KIT (INC. BRKT & 2 EACH PART K & L.)
- 2 (K): PI-0158 NUT
- 2 (L): PX-1104 WASHER

BRUSH HOLDER BACK
HAS 4 WASHERS & 5 NUTS ALL THE SAME SIZE. GROUND LEAD HAS NO WASHER AT BRUSH HOLDER. NUTS(5) WASHERS(4)



PX-6510 BATTERY POST KIT:
1: PX-1376 3/8" BAT. POST
2: PX-1404 JAM NUT
1: PX-1385 INSULATOR
4: PX-1382 FLAT WASHERS
1: PX-1420 EXT. LOCK WASHER
1: PX-1423 LOCK NUT
1: PX-1405 INSULATOR SLEEVE

SMALL PARTS ARE ENLARGED FOR VISIBILITY

PennTex INDUSTRIES, INC. DATE: 11-19-2007
DRAWING BY Dmc Scale: None
REVISED BY DATE:

PX-6511 PX-6S MOUNT KIT:
1: PX-1396 BOLT
2: PX-1252 LOCK WASHERS
1: PX-1253 NUT
1: PX-1251 BOLT
1: PX-1401 BOLT
1: PX-1116 FLAT WASHER

PX-6S/6T-350 ALTERNATORS

PX-6S/6T-350

PARTS LIST

Serial #'s 070553265 to Present

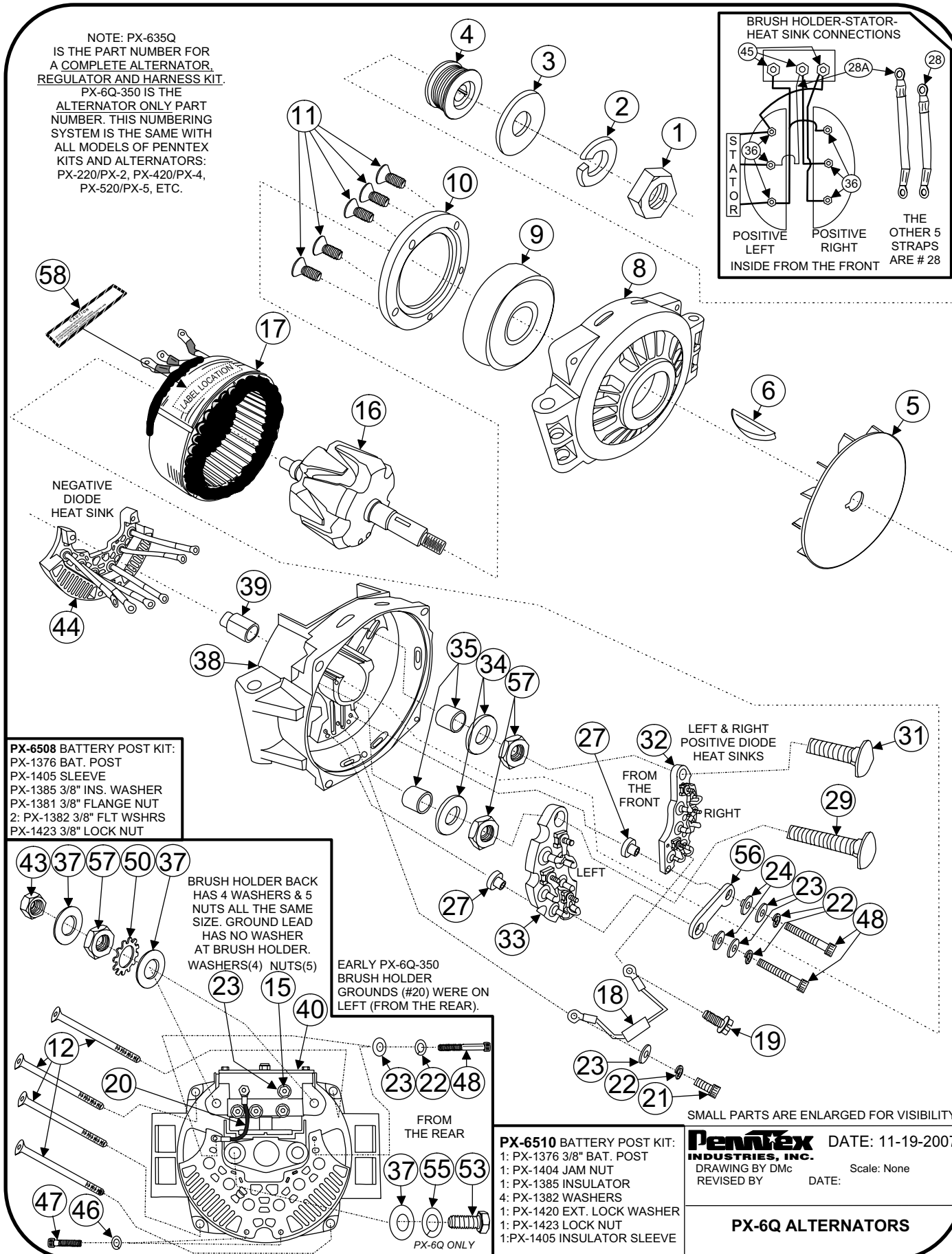
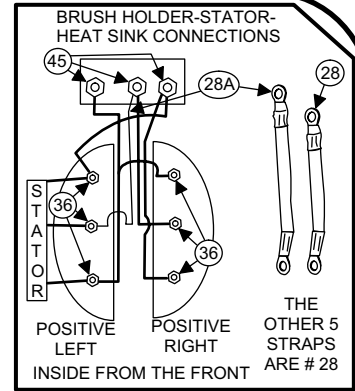


No.	Part #	Description	Qty.	No.	Part #	Description	Qty.
1	PX-1083	Nut, Rotor	1	40	PX-3517	Brush Assembly, New (PX3&6)	1
2	PX-1059	Washer, Rotor Lock	1	41	PX-1372	Spacer, Leg (PX6)	1
3	PX-1058	Spacer, Fan	1	43	PX-1423	Nut, 3/8" Steel Lock	2
4	PX-1355	Pulley, 2.5 K8 LB (PX6S)	1	44	PX-6506	Heat Sink Asm, Neg Ext (PX6)	1
4A	PX-1238	Pulley, 2.2 K8 LB (PX6T)	1	45	PX-1113	Nut, 10-32 Keps	3
5	PX-1409	Fan, Cooling (PX3&6)	1	46	PX-1104	Washer, 1/4" Lock	2
6	PX-1080	Key, Woodruff (PX3&6)	1	47	PX-1380	Bolt, 1/4-20x1-1/2" SHC	2
7	none	Spacer Now Part Of PX-1409		48	PX-1377	Screw, 10-32x1-1/4" SHC	4
8	PX-1073	Housing, Front (PX3&6)	1	50	PX-1420	Washer, 3/8" External Lock	2
9	PX-1074	Bearing, Front (PX2/3/4G/5)	1	53	PX-1401	Screw, 5/16x3/4" Cap	1
10	PX-1075	Retainer, Bearing (PX3&6)	1	55	PX-1116	Washer, 5/16" Flat	1
11	PX-1301	Screw, Front Bearing Retainer	4	56	PX-1386	Strap, Positive Heat Sink	1
12	PX-1364	Bolt, Thru (PX6)	3	57	PX-1404	Nut, 3/8" Steel Jam	4
13	PX-1101	Washer, #10 Internal Lock	3	58	PX-1387	Decal, Caution (PX3&6)	1
14	PX-1269	Washer, #10 Nord Locking	3	59	PX-6509	PX-6T-275 Mount Kit	1
15	PX-1213	Nut, 10-32 Nylon Lock	8	***	PX-6508	Battery Post Kit (For # 33)	1
16	PX-6501	Rotor, 14V (PX6)	1	***	PX-6510	Battery Post Kit (For # 32)	1
17	PX-6513	Stator, 14V 350A (PX6)	1	***	PX-6511	Mounting Bolt Kit (PX6S)	1
18	PX-3514	Capacitor Assembly (PX6)	1	***	PX-3530	Hsg Asm, Rear PX6S/T W/O Stator	1
19	PX-1096	Screw, 8-32x3/8" Hex	1	***		Not Shown In Drawing	1
20	PX-3100	Strap, Brush Holder Ground	1				
21	PX-1303	Screw, 10-32x1/2" SHC	1			NOTE: A PX-6S or PX-6T-350	
22	PX-1100	Washer, #10 Lock	5			Alternator uses a PX-5000	
23	PX-1111	Washer, #10 Flat	9			Voltage Regulator and a	
24	PX-1091	Insulator, Shoulder (PX3&6)	2			PX-3502-3 Harness.	
25	PX-1251	Bolt, 1/2x13x1" Hex Gr 8	1			Contact Us:	
26	PX-1252	Washer, 1/2 Split Lock Gr 8	1			Phone: 817-590-2818	
27	PX-1090	Insulator, Positive Heat Sink	2			Fax: 817-590-0505	
28	PX-3510	Strap, Rectifier A/C (PX3&6)	5			web: www.penntexusa.com	
28A	PX-3510L	Strap, Rectifier A/C Long (PX3&6)	1			email: sales@penntexusa.com	
29	PX-1376	Battery Post, 3/8x2-1/2" (PX6)	1				
31	PX-1421	Bolt, Bat Post, 3/8x2" Gr2 Crg.	1				
32	PX-6504	Heat Sink Asm, Pos R (PX6)	1				
33	PX-3504	Heat Sink Asm, Pos L (PX6)	1				
34	PX-1385	Insulator, Heat Sink 3/8" (PX6)	2				
35	PX-1405	Sleeve, 3/8" Battery Post (PX6)	2				
36	PX-1099	Nut, 8-32 Keps	6				
37	PX-1382	Washer, 3/8" Flat (PX3&6)	4				
38	PX-1375	Housing, Rear (PX3&6)	1				
39	PX-1081	Bearing, Rear (INA)	1				

PennTex 02-04-2007

NOTE: PX-635Q IS THE PART NUMBER FOR A COMPLETE ALTERNATOR, REGULATOR AND HARNESS KIT.

PX-6Q-350 IS THE ALTERNATOR ONLY PART NUMBER. THIS NUMBERING SYSTEM IS THE SAME WITH ALL MODELS OF PENNTEX KITS AND ALTERNATORS: PX-220/PX-2, PX-420/PX-4, PX-520/PX-5, ETC.



PX-6508 BATTERY POST KIT:
PX-1376 BAT. POST
PX-1405 SLEEVE
PX-1385 3/8" INS. WASHER
PX-1381 3/8" FLANGE NUT
2: PX-1382 3/8" FLT WSHRS
PX-1423 3/8" LOCK NUT

BRUSH HOLDER BACK HAS 4 WASHERS & 5 NUTS ALL THE SAME SIZE. GROUND LEAD HAS NO WASHER AT BRUSH HOLDER.
WASHERS(4) NUTS(5)

EARLY PX-6Q-350 BRUSH HOLDER GROUNDS (#20) WERE ON LEFT (FROM THE REAR).

SMALL PARTS ARE ENLARGED FOR VISIBILITY

PX-6510 BATTERY POST KIT:
1: PX-1376 3/8" BAT. POST
1: PX-1404 JAM NUT
1: PX-1385 INSULATOR
4: PX-1382 WASHERS
1: PX-1420 EXT. LOCK WASHER
1: PX-1423 LOCK NUT
1: PX-1405 INSULATOR SLEEVE

PennTex INDUSTRIES, INC.
DRAWING BY DMc REVISIED BY DATE: 11-19-2007 Scale: None

PX-6Q ALTERNATORS

PX-6Q-350

PARTS LIST

Serial #'s 0 to 070553264

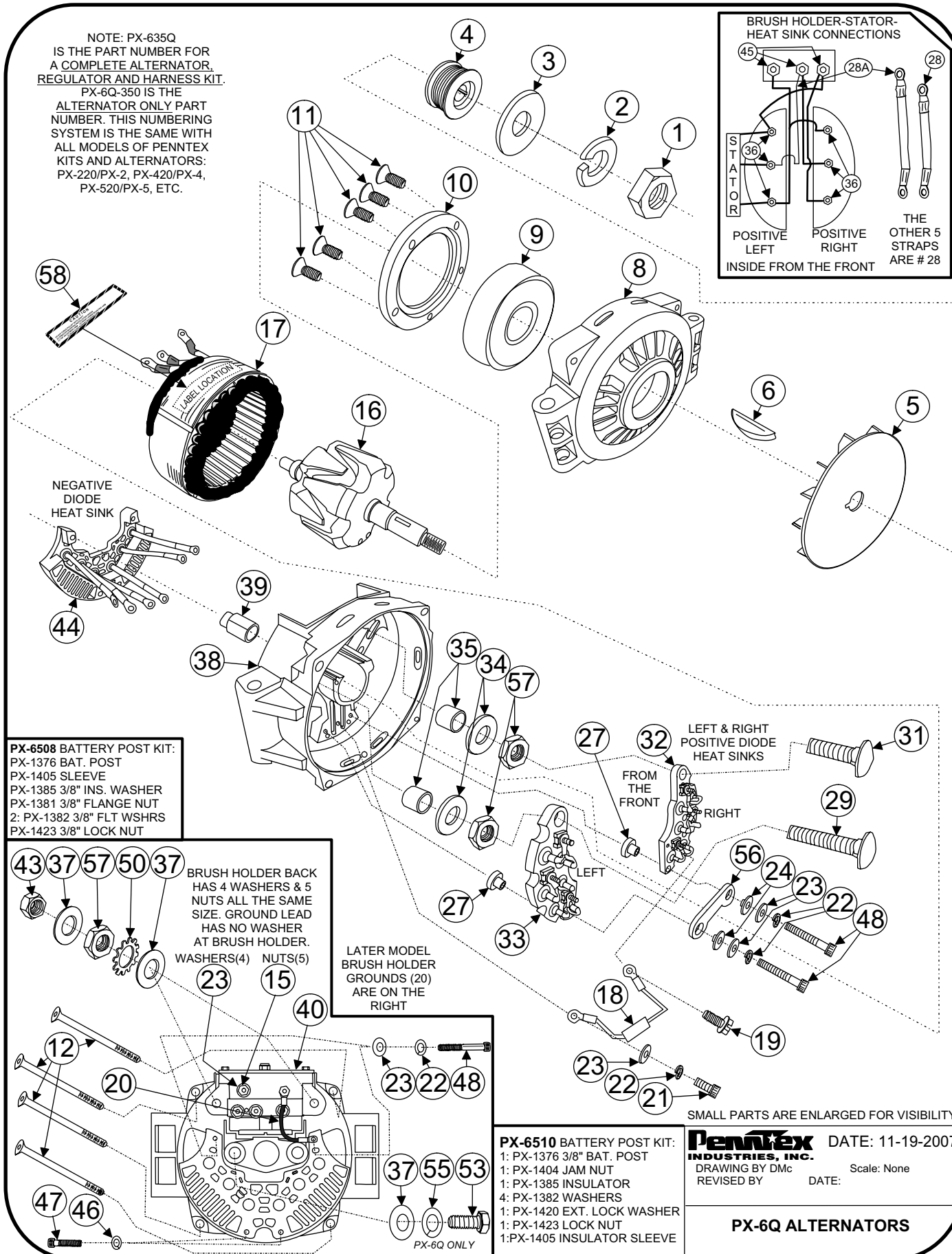
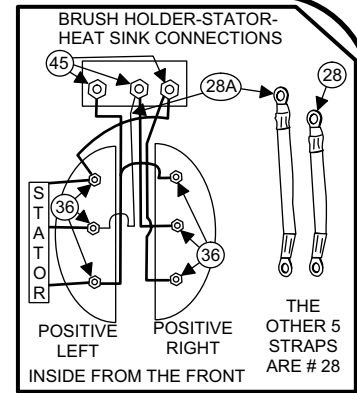


No.	Part #	Description	Qty.	No.	Part #	Description	Qty.
1	PX-1083	Nut, Rotor	1	48	PX-1377	Screw, 10-32x1-1/4" SHC	4
2	PX-1059	Washer, Rotor Lock	1	50	PX-1420	Washer, 3/8" External Lock	2
3	PX-1058	Spacer, Fan	1	53	PX-6540	Bolt, 3/8-16x7/8" Ground(PX6Q)	1
4	PX-1355	* Pulley, 2.5 K8 LB (PX6Q)	1	55	PX-1115	Washer, 3/8" Flat	1
5	PX-1409	Fan, Cooling (PX3&6)	1	56	PX-1386	Strap, Positive Heat Sink	1
6	PX-1080	Key, Woodruff (PX3&6)	1	57	PX-1404	Nut, 3/8" Steel Jam	4
8	PX-6536	Housing, Front (PX6Q)	1	58	PX-1387	Decal, Caution (PX3&6)	1
9	PX-1074	Bearing, Front	1	***	PX-6510	Battery Post Kit	2
10	PX-1075	Retainer, Bearing (PX6Q)	1	***	PX-3532	Housing Assembly, PX6Q	
11	PX-1301	Screw, Front Bearing Retainer	5			Rear Complete W/O Stator	1
12	PX-6538	Screw, 1/4-20x3" Flat Cap	4	***		Not Shown In Drawing	
15	PX-1213	Nut, 10-32 Nylon Lock	5				
16	PX-6501	Rotor, 14V (PX6Q-350)	1			* Some alternators used the engine manufacturers pulley, so the PX-1355 may not be appropriate for your application.	
17	PX-6513	Stator, 14V (PX6Q-350)	1				
18	PX-3514	Capacitor Assembly (PX6)	1				
19	PX-1096	Screw, 8-32x3/8" Hex	1				
20	PX-3100	Strap, Brush Holder Ground	1				
21	PX-1303	Screw, 10-32x1/2" SHC	1				
22	PX-1100	Washer, #10 Lock	5				
23	PX-1111	Washer, #10 Flat	9				
24	PX-1091	Insulator, Shoulder (PX3&6)	2			Contact Us:	
27	PX-1090	Insulator, Positive Heat Sink	2			Phone: 817-590-2818	
28	PX-3510	Strap, Rectifier A/C (PX3&6)	2			Fax: 817-590-0505	
28A	PX-3510L	Strap, Rectifier A/C Long (PX6)	1			web: www.penntexusa.com	
29	PX-1376	Battery Post, 3/8x2-1/2" (PX6)	2			email: sales@penntexusa.com	
31	PX-1421	Bolt, Bat Post, 3/8x2" Gr2 Crg.	1				
32	PX-6504	Heat Sink Asm, Pos R (PX6)	1				
33	PX-3504	Heat Sink Asm, Pos L (PX6)	1				
34	PX-1385	Insulator, Heat Sink 3/8" (PX6)	2				
35	PX-1405	Sleeve, 3/8" Battery Post (PX6)	2				
36	PX-1099	Nut, 8-32 Keps	6				
37	PX-1382	Washer, 3/8" Flat (PX3&6)	5				
38	PX-6537	Housing, Rear (PX6Q)	1				
39	PX-1081	Bearing, Rear (INA)	1				
40	PX-3517	Brush Assembly, New (PX3&6)	1				
43	PX-1423	Nut, 3/8" Steel Lock	2				
44	PX-6506	Heat Sink Asm, Negative (PX6)	1				
45	PX-1113	Nut, 10-32 Keps	3				
46	PX-1104	Washer, 1/4" Lock	2				
47	PX-1380	Bolt, 1/4-20x1-1/2" SHC	2				

PennTex 02-04-2008

NOTE: PX-635Q IS THE PART NUMBER FOR A COMPLETE ALTERNATOR, REGULATOR AND HARNESS KIT.

PX-6Q-350 IS THE ALTERNATOR ONLY PART NUMBER. THIS NUMBERING SYSTEM IS THE SAME WITH ALL MODELS OF PENNTEX KITS AND ALTERNATORS: PX-220/PX-2, PX-420/PX-4, PX-520/PX-5, ETC.



PX-6508 BATTERY POST KIT:
PX-1376 BAT. POST
PX-1405 SLEEVE
PX-1385 3/8" INS. WASHER
PX-1381 3/8" FLANGE NUT
2: PX-1382 3/8" FLT WSHRS
PX-1423 3/8" LOCK NUT

BRUSH HOLDER BACK HAS 4 WASHERS & 5 NUTS ALL THE SAME SIZE. GROUND LEAD HAS NO WASHER AT BRUSH HOLDER. WASHERS(4) NUTS(5)

LATER MODEL BRUSH HOLDER GROUNDS (20) ARE ON THE RIGHT

SMALL PARTS ARE ENLARGED FOR VISIBILITY

PX-6510 BATTERY POST KIT:
1: PX-1376 3/8" BAT. POST
1: PX-1404 JAM NUT
1: PX-1385 INSULATOR
4: PX-1382 WASHERS
1: PX-1420 EXT. LOCK WASHER
1: PX-1423 LOCK NUT
1: PX-1405 INSULATOR SLEEVE

PennTex INDUSTRIES, INC. DATE: 11-19-2007
DRAWING BY DMc Scale: None
REVISED BY DATE:

PX-6Q ALTERNATORS

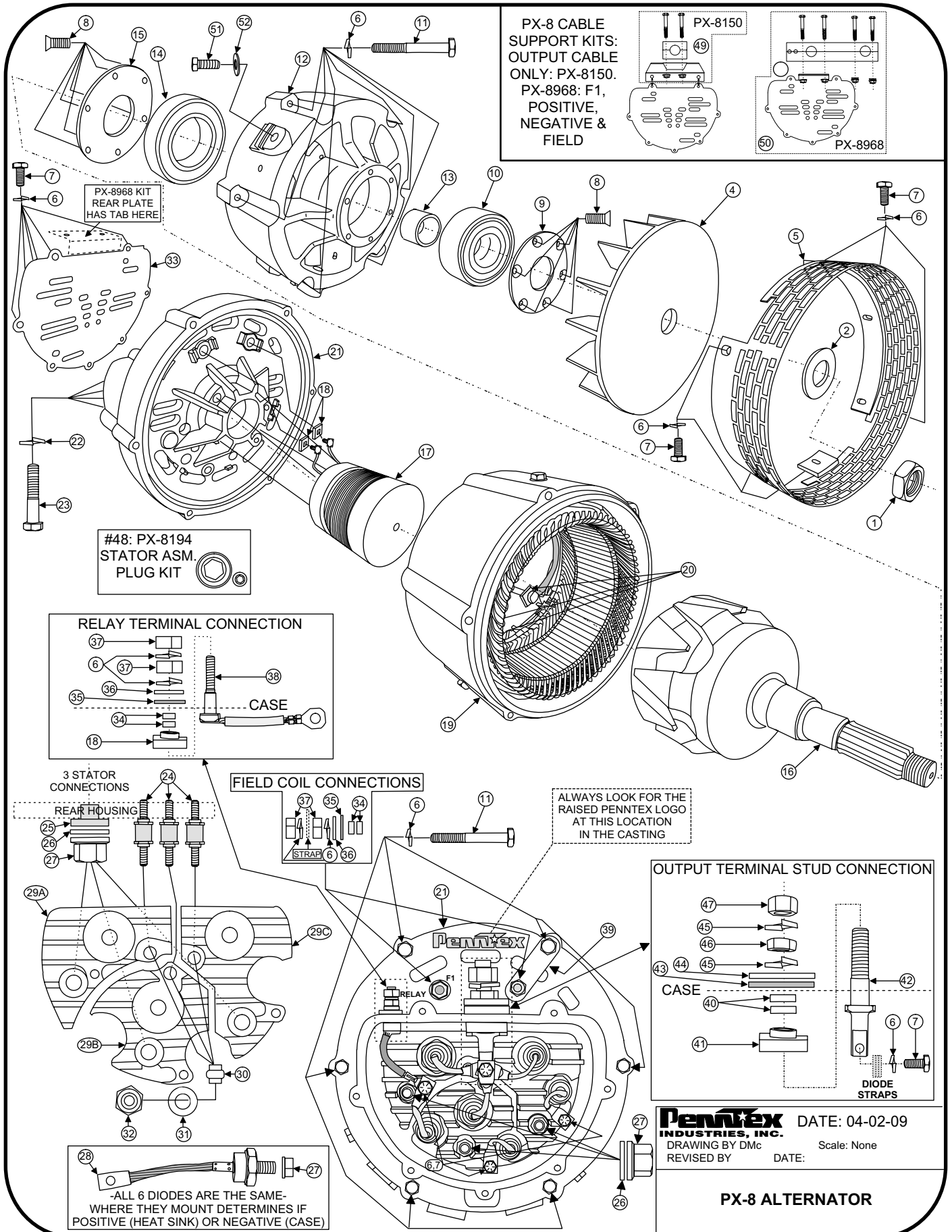
PX-6Q-350

PARTS LIST

Serial #'s 070553265 to Present



No.	Part #	Description	Qty.	No.	Part #	Description	Qty.
1	PX-1083	Nut, Rotor	1	48	PX-1377	Screw, 10-32x1-1/4" SHC	4
2	PX-1059	Washer, Rotor Lock	1	50	PX-1420	Washer, 3/8" External Lock	2
3	PX-1058	Spacer, Fan	1	53	PX-6540	Bolt, 3/8-16x7/8" Ground(PX6Q)	1
4	PX-1355	* Pulley, 2.5 K8 LB (PX6Q)	1	55	PX-1115	Washer, 3/8" Flat	1
5	PX-1409	Fan, Cooling (PX3&6)	1	56	PX-1386	Strap, Positive Heat Sink	1
6	PX-1080	Key, Woodruff (PX3&6)	1	57	PX-1404	Nut, 3/8" Steel Jam	4
8	PX-6536	Housing, Front (PX6Q)	1	58	PX-1387	Decal, Caution (PX3&6)	1
9	PX-1074	Bearing, Front	1	***	PX-6510	Battery Post Kit	2
10	PX-1075	Retainer, Bearing (PX6Q)	1	***	PX-3532	Housing Assembly, PX6Q	
11	PX-1301	Screw, Front Bearing Retainer	5			Rear Complete W/O Stator	1
12	PX-6538	Screw, 1/4-20x3" Flat Cap	4	***		Not Shown In Drawing	
15	PX-1213	Nut, 10-32 Nylon Lock	5				
16	PX-6501	Rotor, 14V (PX6Q-350)	1			* Some alternators used the engine manufacturers pulley, so the PX-1355 may not be appropriate for your application.	
17	PX-6513	Stator, 14V (PX6Q-350)	1				
18	PX-3514	Capacitor Assembly (PX6)	1			NOTE: A PX-6Q-350 Alternator uses a PX-5000 Voltage Regulator and a PX-3502-3 Harness.	
19	PX-1096	Screw, 8-32x3/8" Hex	1				
20	PX-3100	Strap, Brush Holder Ground	1				
21	PX-1303	Screw, 10-32x1/2" SHC	1				
22	PX-1100	Washer, #10 Lock	5				
23	PX-1111	Washer, #10 Flat	9				
24	PX-1091	Insulator, Shoulder (PX3&6)	2				
27	PX-1090	Insulator, Positive Heat Sink	2				
28	PX-3510	Strap, Rectifier A/C (PX3&6)	2				
28A	PX-3510L	Strap, Rectifier A/C Long (PX6)	1			Contact Us:	
29	PX-1376	Battery Post, 3/8x2-1/2" (PX6)	2			Phone: 817-590-2818	
31	PX-1421	Bolt, Bat Post, 3/8x2" Gr2 Crg.	1			Fax: 817-590-0505	
32	PX-6504	Heat Sink Asm, Pos R (PX6)	1			web: www.penntexusa.com	
33	PX-3504	Heat Sink Asm, Pos L (PX6)	1			email: sales@penntexusa.com	
34	PX-1385	Insulator, Heat Sink 3/8" (PX6)	2				
35	PX-1405	Sleeve, 3/8" Battery Post (PX6)	2				
36	PX-1099	Nut, 8-32 Keps	6				
37	PX-1382	Washer, 3/8" Flat (PX3&6)	5				
38	PX-6537	Housing, Rear (PX6Q)	1				
39	PX-1081	Bearing, Rear (INA)	1				
40	PX-3517	Brush Assembly, New (PX3&6)	1				
43	PX-1423	Nut, 3/8" Steel Lock	2				
44	PX-6506	Heat Sink Asm, Negative (PX6)	1				
45	PX-1113	Nut, 10-32 Keps	3				
46	PX-1104	Washer, 1/4" Lock	2				
47	PX-1380	Bolt, 1/4-20x1-1/2" SHC	2				
						PennTex 02-04-2008	



Penntex INDUSTRIES, INC. DATE: 04-02-09
DRAWING BY Dmc Scale: None
REVISED BY DATE:

PX-8 ALTERNATOR




PX-8
PARTS LIST
 Serial #'s 0 to Present

No.	Part #	Description	Qty.
1	PX-8400	Nut, Rotor Shaft (PX8)	1
2	PX-8261	Washer, Rotor Shaft Nut (PX8)	1
	N/A	Pulley, PX8 (Not Supplied)	0
4	PX-8440	Fan, Cooling (PX8)	1
5	PX-8058	Fan Shroud (PX8)	1
6	PX-8423	Washer, DE Frame Screw Lock	35
7	PX-8336	Bolt, Attach, For Shroud/Cover/Etc.	35
8	PX-8263	Screw, Bearing Retainer Plate	12
9	PX-8310	Retainer, Outside DE Bearing	1
10	PX-8138	Bearing, Outer (PX8)	1
11	PX-8129	Bolt, Frame Attachment	12
12	PX-8307	Housing, Front (PX8)	1
13	PX-8056	Spacer, Bearing (PX8)	1
14	PX-8878	Bearing, Inner DE (PX8)	1
15	PX-8060	Retainer, Inner DE Bearing (PX8)	1
16	PX-8315	Rotor, 28V (PX8)	1
17	PX-8614	Coil Assembly, Field (PX8)	1
18	PX-8249	Bushing, Fld. Term. Ins. (PX8)	3
19	PX-8568	Stator, 28V 330A (PX8)	1
20	PX-8051	Washer, Ins. Stator Term. (PX8)	3
21	PX-8611	Housing, Rear (PX8)	1
22	PX-1115	Washer, 3/8" Lock	4
23	PX-8191	Bolt, Fld. Coil Attachment (PX8)	4
24	PX-8193	Stud, Rectifier Bracket (PX8)	3
25	PX-8212	Bushing, Ins. Stator Term. (PX8)	3
26	PX-8805	Washer, Plain Stator Lead (PX8)	3
27	PX-8224	Nut, Stator & Diode Lead (PX8)	9
28	PX-8867	Diode Assembly (PX8)	6
29A	PX-8036A	Heat Sink, Rectifier Left (PX8)	1
29B	PX-8036B	Heat Sink, Rectifier Center (PX8)	1
29C	PX-8036C	Heat Sink, Rectifier Right (PX8)	1
30	PX-8711	Spacer, Rectifier Bracket (PX8)	3
31	PX-1098	Washer, #8 Flat	3
32	PX-1113	Nut, 10-32 Keps	3
33	PX-8148	Cover Plate, Rear (PX8)	1
34	PX-8039	Insulator, Sleeve Fld.&Relay Term.	6
35	PX-8746	Washer, Ins. Field Term. (PX8)	3
36	PX-8125	Washer, Field Terminal (PX8)	3
37	PX-8326	Nut, Field Terminal	6
38	PX-8955	Terminal, Relay (PX8)	1

No.	Part #	Description	Qty.
39	PX-8209	Strap, Ground Field Term. (PX8)	1
40	PX-8055	Terminal, Ins. Sleeve (PX8)	2
41	PX-8246	Bushing, Ins. Output Term. (PX8)	1
42	PX-8038	Stud, Output Terminal (PX8)	1
43	PX-8813	Washer, Ins. Output Term. (PX8)	1
44	PX-8205	Washer, Plain Output (PX8)	1
45	PX-1252	Washer, 1/2" Split Lock Gr8	2
46	PX-8967	Nut, 7/16" Jam Output Post (PX8)	1
47	PX-8548	Nut, 7/16" Output Post (PX8)	1
48	PX-8194	Kit, Stator Assembly Plug	1
49	PX-8150	Kit, Cable Support (positive only)	1
50	PX-8968	Kit, Pos/Negative Cable Support Kit	1
NOTE: A PX-8 Alternator uses the existing Regulator and Harness.			
Contact Us: Phone: 817-590-2818 Fax: 817-590-0505 web: www.penntexusa.com email: sales@penntexusa.com			
PennTex 04-02-2009			

FRONT HOUSINGS




PX-1051
Housing, Front
(PX2&5 w/3" Foot)



PX-1123
Housing, Front
(PX2P2&5P2 w/2" Foot)




PX-1246
Housing, Front
(PX2R/RL/R5T)




PX-1073
Housing, Front (PX3&6)




PX-1348
Housing, Front (PX4G-5)
S# 049914736 to Present



PX-1184
Housing, Front
(PX4JM)



PX-1264
Housing, Front (PX4P2)



PA-2441
Housing, Front
(PX4PM)



PX-4276
Housing, Front (PX4V-220)
S# 020658235 to Present


FRONT HOUSINGS








PX-1411
Housing, Front (7/16" Bolt Holes)
(PX2R-5A&PX-5RD)



PX-1122
Housing, Front (PX2T/5T)



PX-6536
Housing, Front (PX6Q)



REAR HOUSINGS



PX-2/4 rear housing is shorter in rear bearing area than a PX-5. Uses PX-1025 bearing.

PX-1124
Housing, Rear (PX2&PX4G-5)




PX-1124-T rear housing is milled out in this area to clear intake manifold water passage.

PX-1124-T
Housing, Rear
(PX2/5T & 2RL5T)



PX-1191
Housing, Rear (PX4)



PX-1263
Housing, Rear
(PX4JM)



PX-1292
Housing, Rear (PX5)




PX-1375
Housing, Rear (PX3&6)



PA-2442
Housing, Rear ((PX4PM)



PX-4282
Housing, Rear (PX4V-220)



PX-6537
Housing, Rear (PX6Q)



PX-1055
Rotor, 14V
(PX2&4G)



PX-1077
Rotor, 14V (PX3)




PA-4215
Rotor, 28V (PX3)



PX-1266
Rotor, 14V (PX-421w/Bushings)




PX-1187
Rotor, 14V (PX4JM/PM)




PX-4278
Rotor, 14V (PX4V-220)




PX-1300
Rotor, 14V (PX5)




PX-6501
Rotor, 14V (PX6)



PX-6524
Rotor, 28V (PX6)



PX-2503-3
Stator, 14V 200A
Externally Rectified (PX2)




PX-2503-5
Stator, 14V 200A
(PX2/4G)



PX-3503-1
Stator, 14V 200A (PX3)



PX-3503-5
Stator, 14V 250A (PX3)



PX-5541B
Stator, 14V 305A (PX3)
6 Stator Leads



PX-4503-MC
Stator, 14V 210A (PX4&4S)



PX-4447
Stator, 28V 120A (PX4&4S)



PX-4290
Stator, 14V 220A (PX4V-220)



PX-1299-1
Stator, 14V 200A (PX5)



PX-1299-3
Stator, 14V 200A Ext Rec (PX5)



PX-6503
Stator 14V 275A (PX6)




PX-6516
Stator, 28V 160A (PX6)



PX-6519
Stator, 28V 190A (PX6)



PX-1057
Fan, Cooling (PX5)



PX-1189
Fan, Cooling (PX4JM/PM)



PX-1265
Fan, Cooling (PX421)

ALL PARTS ON THIS PAGE ARE VIEWED FROM THE BACK SIDE



PX-1409
Fan, Cooling (PX3&6)



PX-2538
Fan Baffle w/PX1128
(PX2R/5R)



PX-4522
Fan Baffle
(PX4G/5G)

ALL PARTS ON THIS PAGE ARE VIEWED FROM THE BACK SIDE



PX-1025
Bearing, Rear (PX2, 4G-5)



PX-1052
Bearing, Front
(PX4JM/PM)



PX-1062
Bearing, Rear Needle
(10DN)



PX-1074
Bearing, Front
(PX2/3/5/6)



PX-1081
Bearing, Rear (PX-3,
PX-6, PX-421) (INA)



PX-4288
Bearing, Front (PX4V-220)



PX-4279
Bearing, Rear (PX4V-220)



PX-1291
Bearing, Rear (PX5)

HEAT SINKS

Uses two rectangular PX-1072 Heat Sink Insulators between case and heat sink- NOT included with this assembly.



PX-2540
Heat Sink Asm, Right Positive (PX2/4G/5)
Also replaces any PX-2504.

No insulator is used between the case and heat sink on a PX2, PX4, or non-dual positive post PX5 alternator. Be sure of what you have.



PX-2541
Heat Sink Asm, Left Negative ((PX2/4G/5)
Also replaces any PX-2505

Uses two round PX-1091 Shoulder Insulators between case and heat sink- included with this assembly.



PX-2544
Heat Sink Asm, Left Positive
Used on Dual Positive Post PX5 Alternators Only

"LEFT" AND "RIGHT" HEAT SINKS ARE LOOKING AT THEM FROM THE FRONT OF THE ALTERNATOR



PA-1024
Heat Sink Asm, Positive (PX4)



PX-3504
Heat Sink Asm, Positive (PX3&622)



PX-3505
Heat Sink Asm, Negative (PX3&622)

"LEFT" AND "RIGHT" HEAT SINKS ARE LOOKING AT THEM FROM THE FRONT OF THE ALTERNATOR



PX-6504
Heat Sink Asm, Positive Right (PX6)



PX-6505
Heat Sink Asm, Positive Left (PX6)



PX-6506
Heat Sink Asm, Negative (PX3&6)



PULLEY OD MEASURED AT MIDDLE OF BELT CONTACT AREA, TOP OF GROOVE



PULLEY CENTER HOLE: LB: LARGE BORE (7/8" or 76mm), SB: SMALL BORE. PHOTOS ARE NOT TO SCALE



PULLEYS





PULLEY OD MEASURED AT MIDDLE OF BELT CONTACT AREA, TOP OF GROOVE



PULLEY CENTER HOLE: LB: LARGE BORE (7/8" or 76mm), SB: SMALL BORE. PHOTOS ARE NOT TO SCALE



BRACKET KITS




BRUSH ASSEMBLIES



PX-2506
Brush Assembly
(PX2/4G/5)



PX-3517
Brush Assembly
(PX3&6)



PX-1192
Brush Assembly
(PX4 JM/P/P2/PM/V-210/S)



PA-4205
Regulator, Dummy
(PX4JM/P/P2/PM)



PX-4283
Brush Assembly
(PX4V-220)

PENNTEX ALTERNATOR KIT / ALTERNATOR ONLY PART NUMBER INDEX

COMPLETE KITS USUALLY CONSIST OF AN ALTERNATOR, REGULATOR, AND HARNESS.

THERE IS ONE PENNTEX PART NUMBER FOR A COMPLETE KIT AND ANOTHER PENNTEX PART NUMBER FOR JUST AN ALTERNATOR BY ITSELF.

THIS IS A LIST OF THE MOST COMMON COMPLETE ALTERNATOR KIT & ALTERNATOR ONLY PART NUMBERS.

COMPLETE KIT / ALTERNATOR ONLY

PX-220P2-5 / PX-2P2-5
PX-220P2D-5 / PX-2P2D-5
PX-220P-5 / PX-2P-5
PX-220R-5 / PX-2R-5
PX-220R-5A / PX-2R-5A
PX-220R-5T / PX-2R-5T
PX-220RL-5T / PX-2RL-5T
PX-220T-5 / PX-2T-5
PX-220TF-5 / PX-2TF-5
PX-220TF-6.0L / PX-2TF-6.0L
PX-317S / PX-3S-175
PX-320S / PX-3S-200
PX-325S / PX-3S-250
PX-328S / PX-3S-285
PX-330S / PX-3S-305
PX-420G-5 / PX-4G-5
PX-421JM / PX-4JM
PX-421P / PX-4P
PX-421P2 / PX-4P2
PX-421PM / PX-4PM
PX-421SMD / PX-4SMD
PX-421V / PX-4V-210
PX-422V / PX-4V-220
PX-422V-2 / PX-4V-220-2
PX-422V-8 / PX-4V-220-8
PX-422V-10 / PX-4V-220-10
PX-520GD / PX-5GD-200
PX-520PD / PX-5PD-200

2 / 8 / 10
RELATES TO
OUTPUT STUD
CLOCK POSITION

COMPLETE KIT / ALTERNATOR ONLY

PX-520P2D / PX-5P2D-200
PX-520RD / PX-5RD-200
PX-520TD / PX-5TD-200
PX-520TD-12 / PX-5TD-12-200
PX-520TD-6 / PX-5TD6-200
PX-520TD-6C / PX-5TD6C-200
PX-520TFD / PX-5TFD-200
PX-525GD / PX-5GD-250
PX-525P2D / PX-5P2D-250
PX-525PD / PX-5PD-250
PX-525RD / PX-5RD-250
PX-525TD / PX-5TD-250
PX-525TD-12 / PX-5TD12-250
PX-525TD-6 / PX-5TD6-250
PX-525TD-6C / PX-5TD6C-250
PX-525TFD / PX-5TFD-250
PX-616S / PX-6S-160
PX-619S / PX-6S-190
PX-622Q / PX-6Q-220
PX-622QF / PX-6QF-220
PX-627Q / PX-6Q-275
PX-627QF / PX-6QF-275
PX-627S / PX-6S-275
PX-627SF / PX-6SF-275
PX-627T / PX-6T-275
PX-635Q / PX-6Q-350
PX-635S / PX-6S-350

04-17-09

PENNTEX PARTS SOLD IN MULTIPLES OR "PACKAGES" INDEX

PENNTEX HAS INCREASED THE NUMBER OF PARTS SOLD IN PACKAGES. THEY WILL BE ADDED TO THE REGULAR PARTS LISTS AS TIME PERMITS. OTHER "PACKAGE" PART NUMBERS MAY BE CREATED. THIS IS AN IN-ORDER LIST OF ALL PARTS SOLD BY PENNTEX IN PACKAGES AND THE NUMBER OF PARTS IN THE PACKAGE AS JUNE 02, 2008.

PART #, DESCRIPTION, QUANTITY

PX-1018-PKG: Terminal, #10 14-16 AWG Ring (Pkg 20)	PX-1301-PKG: Screw, Front Bearing Retainer (Pkg 25)
PX-1039-PKG: Insulator, Heat Sink Stud (Pkg 25)	PX-1303-PKG: Screw, 10x32x1/2 SHC (Pkg 25)
PX-1040-PKG: Stud, Heat Sink (Pkg 25)	PX-1294-PKG: Bolt, Thru (PX2/4G/5) (Pkg 5)
PX-1049-PKG: Insulator, 8/32 Black Shoulder (Pkg 25)	PX-1312-PKG: Retainer, Bearing Z Clip (PX2) (Pkg 10)
PX-1058-PKG: Spacer, 5/8 Fan (Pkg 10)	PX-1361-PKG: Bolt, Thru (PX5) (Pkg 5)
PX-1059-PKG: Washer, Rotor Lock (Pkg 10)	PX-1364-PKG: Bolt, Thru (PX6) Pkg 5)
PX-1060-PKG: Nut, SB Rotor (Pkg 10)	PX-1366-PKG: Retainer, Brg. C Ring (PX2-4G-5) (Pkg 10)
PX-1069-PKG: Brush (PX3&6) (Pkg 10)	PX-1372-PKG: Spacer, Leg (PX6) (Pkg 5)
PX-1070-PKG: Insulator, Battery Post (Pkg 10)	PX-1376-PKG: Battery Post, 3/8x2-1/2 (Pkg 10)
PX-1071-PKG: Insulator, Red Fiber (Pkg 10)	PX-1377-PKG: Screw, 10-32x1/4 SCS (Pkg 25)
PX-1072-PKG: Insulator, White Heat Sink (Pkg 10)	PX-1380-PKG: Bolt, 1/4x20x1-1/2 GR 8 (Pkg 10)
PX-1075-PKG: Retainer, Brg. (PX3&6) (Pkg 10)	PX-1382-PKG: Washer, 3/8 Flat (PX3,6) (Pkg 15)
PX-1080-PKG: Key, Woodruff (PX3&6) (Pkg 5)	PX-1385-PKG: Bolt, 1/4x20x1-1/2 GR 8 SHC (Pkg 10)
PX-1083-PKG: Nut, Rotor (PX3/4JM/6) (Pkg 5)	PX-1386-PKG: Strap, Positive Heat Sink (PX6) (Pkg 5)
PX-1088-PKG: Gasket, Brush Holder (PX3&6) (Pkg 5)	PX-1387-PKG: Decal, Caution (PX3,6) (Pkg 10)
PX-1089-PKG: Gasket, Brush Plate (PX3&6) (Pkg 5)	PX-1401-PKG: Screw, 5/16x3/4 Hex Cap (Pkg 25)
PX-1090-PKG: Insulator, Positive Heat Sink (Pkg 10)	PX-1404-PKG: Nut, 3/8 Steel Jam (PX3&6) (Pkg 15)
PX-1091-PKG: Insulator, Heat Sink (PX3&6) (Pkg 5)	PX-1405-PKG: Sleeve, 3/8 Battery Post (PX3&6) (Pkg 10)
PX-1096-PKG: Screw, 8-32x3/8 Hex (Pkg 25)	PX-1420-PKG: Washer, 3/8 External Lock (Pkg 10)
PX-1097-PKG: Screw 8-32x3/4 Hex (Pkg 25)	PX-1421-PKG: Bolt, Battery Post 3/8x2 GR 2 (Pkg 10)
PX-1099-PKG: Nut, 8-32 Keps (Pkg 25)	PX-1423-PKG: Nut, 3/8 Steel Lock (PX3&6) (Pkg 15)
PX-1100-PKG: Washer, #10 Lock (Pkg 25)	PX-2545-PKG: Battery Post 5/16x18 Square Hd Lng (Pkg 5)
PX-1103-PKG: Washer, #14 Flat (Pkg 10)	PX-2545-PKG: Battery Post, SH Long (Pkg 5)
PX-1104-PKG: Washer, #14 Lock (Pkg 15)	PX-3510-L-PKG: Strap, Long, Diodes (Pkg 10)
PX-1105-PKG: Nut, 5/16x18 Flange (Pkg 10)	PX-3510-PKG: Strap, Rectifier A/C (PX3&6) (Pkg 10)
PX-1107-PKG: Bolt, 1/4-20x2 SHC (Pkg 15)	PX-3514-PKG: Capacitor Asm (PX3&6) (Pkg 10)
PX-1111-PKG: Washer, #10 Flat (Pkg 25)	PX-3555-PKG: Strap, Output Post (PX2&5) (Pkg 3)
PX-1113-PKG: Nut, 10-32 Keps (Pkg 25)	PX-5335-PKG: Diode Asm, Neg. Sg (PX4&5) (Pkg 10)
PX-1114-PKG: Screw, Heat Sink, SHC (Pkg 25)	PX-5405-PKG: Diode Asm, Neg. Long (PX2/4G, PX3-250/300, PX6-220) (Pkg 10)
PX-1116-PKG: Washer, 5/16 Flat (Pkg 15)	PX-5406-PKG: Diode Asm Pos. Long (PX2,4G,5,6) (Pkg 10)
PX-1118-PKG: Battery Post, 5/16 (PX3) Pkg 5)	PX-6502-PKG: Diode Asm, Neg. (PX3-285/305, PX6-275/305) (Pkg 10)
PX-1121-PKG: Bolt, Metric Grade 10.9 (Pkg 3)	
PX-1176-PKG: Bolt, 5/16x1-1/2 Carriage (Pkg 5)	
PX-1244-PKG: Washer, 3/8 Flat (Pkg 5)	
PX-1249-PKG: Spring, Wave (PX2/4G/5) (Pkg 10)	
PX-1251-PKG: Bolt, 1/2x13x1 Hex SHC (Pkg 10)	
PX-1269-PKG: Washer, #10 Nord Locking (Pr) (Pkg 15)	
PX-1273-PKG: Spacer, Fan (PX2R/2T/5T) (Pkg 5)	
PX-1289-PKG: Retainer, Bearing Z Clip (PX5) (Pkg 10)	

01-07-09