






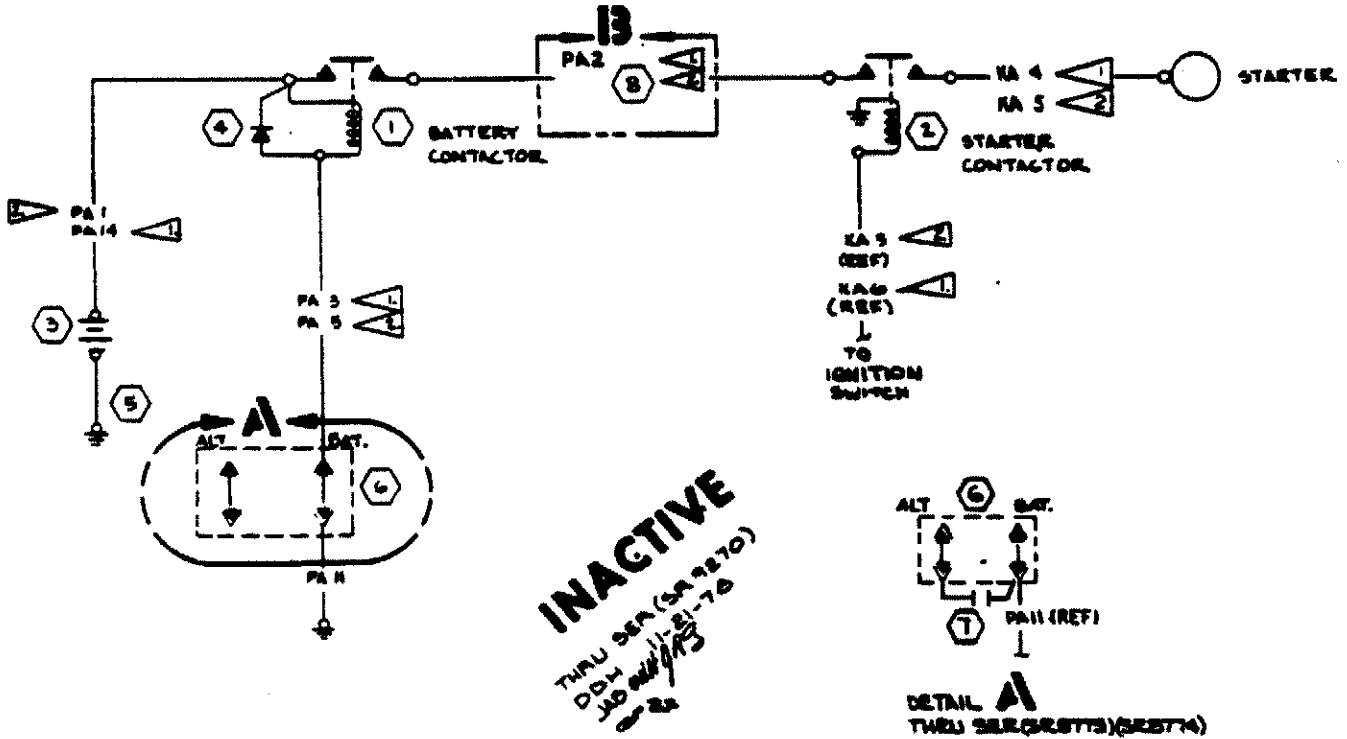


MODEL 172 SERIES SERVICE MANUAL

NOTES:

-  APPLIES TO 172L & 172Z ONLY
-  APPLIES TO 172 & 172Z ONLY
-  ~~SEE PLATE 172/172Z FOR WIRE ASSEMBLY~~
-  0570317 WIRE ASSY REPLACES 0570311PA+ WIRE AT SR9608 FOR SPARES ONLY

REV	DESCRIPTION	DATE	APPD
A	BY REV: ADD PA4 WIRE; DELETE PLUG NOTE 3. C64001-0101 WAS OBSOLETE. (SR9608) (SR9608) (SR9608)	LSS 4-10-77	
B	BY REV: SER OUT TVA-1516; ADD DETAIL 13 (C64001-0105 WAS C64001-0101) (SR9608) (SR9608) (SR9608)	ELT 4-10-78	
C	BY REV: OBSOLETE PA4; ADD DETAIL B, 0570317-1, NOTE 4 (SR9608)	RTL 7-14-79	



INACTIVE
THRU SER (SR9608)
DDM JAD 11-21-78

PART NO.	QUANTITY	DESCRIPTION	TERMINALS	REMARKS
PA 14	4	5-1562-4-9	5-1367-6-13 5-1367-6-13	
PA 11	22		5-1493-1 5-1497-1-8	
KA 5	4	5-1562-4-9	5-1367-6-13 5-1367-6-13	
KA 4	4	5-1562-4-9	5-1367-6-13 5-1367-6-13	
PA 5	22		5-1493-1 5-1497-1-8	
PA 4	4	5-1562-4-9	5-1367-6-13 5-1367-6-13	OB SOLETE THRU (SR9608)
PA 3	22		5-1493-1 5-1497-1-8	
PA 2	4	5-1562-4-9	5-1367-6-13 5-1367-6-13	
PA 1	4	5-1562-4-9	5-1367-6-13 5-1367-6-13	

PART NO.	DESCRIPTION
8	0570317 WIRE ASSY
7	TVA 1516 CAPACITOR
6	5-1493-1 SWITCH
5	041007 BATTERY GROUND
4	0770728 DIODE ASSY
3	C64001-0105 BATTERY
2	5-1577-1 STARTER CONTACTOR
1	5-1580-1 BATTERY CONTACTOR

WIRE TABLE

CONTRACT NO: _____

DESIGNER: WILSON DATE: 1-3-77

GROUP: *Diagrams* DATE: 4-12-77

DRAWN: HARVEY DATE: 8-20-76

CHECK: *YOUNG* DATE: 2-20-76

SYMBOL: _____

PROL: FIFE DATE: 1-12-77

APPD: _____

OTHER: _____

CESSNA AIRCRAFT CO.
PAPER DIVISION
3000 E. PARKWAY
MICHIGAN, KANSAS

WIRING DIAGRAM - BATTERY CIRCUIT

SEE CODE IDENT. NO. **71379** DRAW NO. **0570311**

SCALE: NONE (54055)(450454) PAGE: 4-1

CESS-1000 IS APPLICABLE
VENDOR CODES FOR 5-MSD
CES-1000-CESBNA SPEC. NO.
B-301 OR C64001-CESBNA
STD. NO.

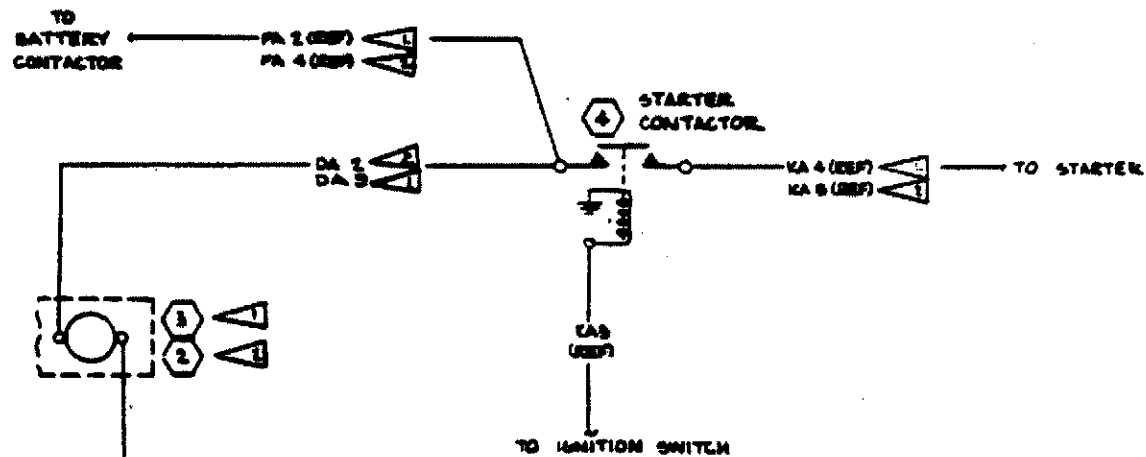
SUPERSEDED BY: 0570311 P. 4.11

MODEL 172 SERIES SERVICE MANUAL

REVISION			
LET	DESCRIPTION	DATE	APPD
A	BY REV: ADD DA3 WIRE (SR 9253) (SR 9254)	1.53 2-26-77	MS-012 29

NOTES:

- ▲ APPLIES TO RTZ; FRITZ ONLY
- ▼ APPLIES TO 172; F172 ONLY



INACTIVE
THRU SER (SR 9270)
DOM
12-7-78
-S

WIRE NO.	GA	MATERIAL	LG	TERMINALS	SERIALS
DA 3	8	3-1362-8-9		3-1367-4-8 3-1367-4-13	▲
DA 2	8	3-1562-8-9		3-1567-4-8 3-1567-4-13	▲
DA 1	8	3-1562-8-9		3-1567-4-8 3-1567-4-13	▲

PART NO.	DESCRIPTION	REMARKS
4	3-1577-1	STARTER CONTACTOR
3	3-1577-16	MAGNET CLUSTER
2	3-1920-9	INDICATOR
1	3-1360-5L	CIRCUIT BREAKER

CONTRACT NO.		DATE		TITLE	
DESIGN	WITTON	1-3-77		WIRING DIAGRAM - AMMETER	
GROUP	WITTON	1-12-77			
DRAWN	HARVEY	1-12-76			
CHECK	YOUNG	12-30-76			
SYNCH					

REVISION	DATE	BY
0570101	P 4.0	
0570311	P 4.12	

SIZE	CODE IDENT.	DWG NO.
C	71379	0570311